

SHREE VASISHTHA VIDHYALAYA



English Medium Little Vasishtha



Name: _____

Std.: III

Roll No.: _____

Div.: _____



Summer Assignment

Dear Parents,

Warm Greetings!

Summer break is a vacation time student eagerly wait for when they can relax, visit friends and family, travel to see places and basically enjoy those little pleasures of life which get left behind during the busy school routine.

To ensure that the children have a constructive holiday, some holidays' homework have been given which will keep the child active and observant. These assignments can easily be done by the children and you could assist only where required. Working together will not only help your child to build, learn and develop his/her skills but also strengthen your bond with him/her.

Please note:

- Holiday homework has to be done under the parental guidance.
- **The holiday homework will be assessed and its marks will be calculated in First Periodic Assessment which are starting from 26th June 2023, Monday.**

Wishing all of you a relaxing, joyful holidays filled with memorable time with your family.

Regards

Dr. A.K Gaur
Advisor

Mrs. Shubhra Srivastava
Principal





ENGLISH

- **Collect seeds of different colours. Now use the seeds to make a pattern on A-3 size paper. (Refer Chapter 3 – A Tiny Seed)**



S.ST

- **Make clay model of the planet Earth. (Refer Chapter : 1 – The Universe)**



SCIENCE

- **Plant a seed in a pot (preferably recycled one) and nurture it daily. Take before and after picture and stick it in your Science note book.**

MATHS

➤ Solve the given sums and colour the picture as per the given instructions.

741
- 422

780
- 727

249
+ 588

618
- 198

244
- 191

555
+ 345

906
- 587

271
+ 149

941
- 104

554
- 290

433
- 380

902
- 638

483
- 296

299
+ 121


625
- 438

367
+ 533

53 - White
187 - Pink
264 - Brown
319 - Purple
420 - Green
837 - Blue
900 - Yellow

हिन्दी

➤ चित्र देख कर कहानी पूरी करो



एक दिन एक



.....



shutterstock-141664171

.....

के किनारे टहल रहा

था । उसने एक



.....

को



shutterstock-141664171

.....

में तैरते

देखा । उसने सोचा कि मैं भी तैरूँगा । उसे



.....

के नीचे एक



.....

दिखाई दी ।



.....



को उठा लाया । उसने



को उलटा करके



shutterstock-141664171

..... में

डाला और उछल कर उसमें बैठ गया ।

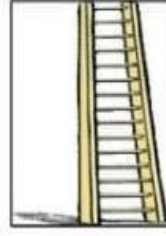


.....और

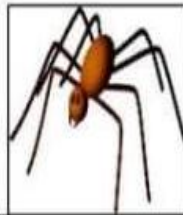


..... दोनों साथ-साथ तैरने लगे ।

➤ चित्र देख कर निम्न वर्ग पहेली में उनका नाम ढूंढो और खानों में भी रंग भरें



सि	पा	ही	ज	प	पी	ता
क	ग	रा	नी	ब	ला	उ
सी	ढी	ज	ढ	ध	ड	जी
टी	ठ	म	ग	र	म	भ
छ	द	क	भ	ती	र	म
ल	क	ड़ी	ज	प	न	घ
क्ष	ली	फ	रे	ल	गा	ड़ी



ગુજરાતી

❖ નીચેના કોઠામાંથી કૃષ્ણ ભગવાનનાં દસ નામ શોધો અને લખો.

દા	કા	ગો	વિ	ષ	ન્ના	ગો	વિં	દ
ર	ડો	ભા	રા	મ	ભ	નૈ	યો	ષ
કા	શ	જ	ગ	ન્ના	થ	હા	મ	રા
ધી	મ	ભ	ગ	વા	ન	ક	ષ્ણ	ર
શ	ડો	બ	ખો	વા	વ	રા	નૈ	ભ
ન	નું	કા	શ	ર	ન	વ	દુ	યો
વ	કા	મા	યા	ડો	કા	મ	ચ	આ
ર	ભા	ખા	મ	છ	નો	કા	મા	હ
આ	નં	દ	રા	ણ	ન્ના	પી	સી	લ
ભ	ગા	કા	મ	ખા	ડ	ગો	રા	ષ
ન	ટ	વ	ર	તી	શા	જા	પ	ગો
કી	કૂ	ગ	ડ	છો	સ	મ	ગ	પા
ન	ટ	ર	વ	ર	ણ	છો	ડ	લ

૧)

૪)

૭)

૨)

૫)

૮)

૩)

૬)