

SHREE VASISHTHA VIDHYALAYA

English Medium



Little Vasishta

Name: _____

Roll No.: _____

Std.: II :- A / B / C / D / E / F / G / H



Summer Assignment

Note:

- Holiday homework has to be done under the parental guidance.
- The holiday homework will be assessed and its marks will be calculated in First Periodic Assessment.

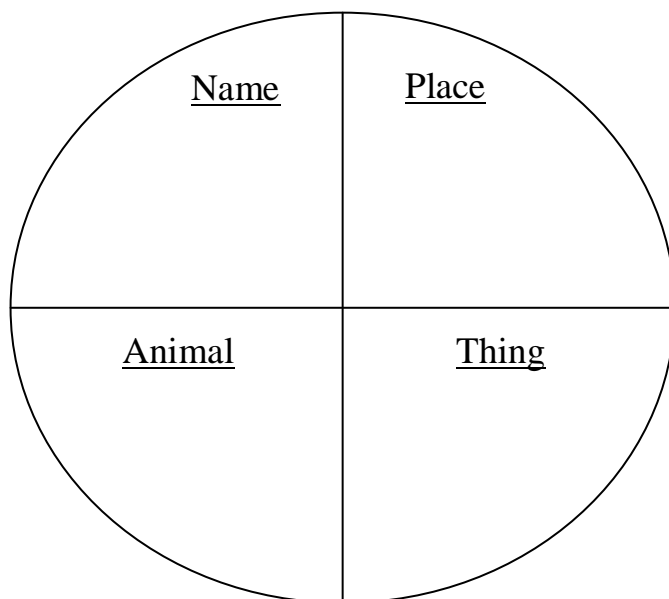
Subject: English

Q-1 Fill in the missing vowels to complete the vegetable names.

- 1) b r ____ c c ____ l ____
- 2) ____ n ____ o n
- 3) l ____ t t ____ c ____
- 4) t ____ m ____ t ____
- 5) m ____ s h r ____ ____ m
- 6) p ____ t ____ t ____
- 7) c ____ r n
- 8) t ____ r n ____ p
- 9) b r ____ n j ____ l
- 10) c ____ ____ l ____ f l ____ w ____ r
- 11) p ____ m p k ____ n
- 12) r ____ d ____ s h




Q-2 Make a big circle in scrap book and divide it into four parts i.e. (name, place, animal, thing) and write two nouns with their pictures in each box.
e.g.



Subject: Science

Q-1



Rohit and Anna went to Uncle Roman's farm. He has a big farm. Many animals are there on his farm.

Animals have been numbered. Can you identify the animals on his farm? Write their names.

1) _____

5) _____

2) _____

6) _____

3) _____

7) _____

4) _____

Q-2 Answer the following questions.



- ☐ Fruit
- ☐ Vegetable

1. Beetroot is a _____.




- ☐ Fruit
- ☐ Vegetable

6. Broccoli is a _____.



- ☐ Fruit
- ☐ Leaves
- ☐ Flowers

2. What part of a cabbage do we eat ?



- ☐ Fruit
- ☐ Leaves
- ☐ Flowers
- ☐ Root

7. What part of carrot do we eat ?



- ☐ Fruit
- ☐ Vegetable

3. Is chili pepper a fruit or vegetable ?



- ☐ Fruit
- ☐ Vegetable

8. Is eggplant a fruit or a vegetable ?



- ☐ Fruit
- ☐ Leaves
- ☐ Flowers

4. What part of lettuce do we eat ?



- ☐ Fruit
- ☐ Leaves
- ☐ Flowers

9. What part of pineapple do we eat ?



- ☐ Fruit
- ☐ Vegetable

5. Is onion a fruit or vegetable ?



- ☐ Fruit
- ☐ Root
- ☐ Stem
- ☐ Flower

10. Potato is a _____.

Subject: Maths

Q-1 Read the number names and identify the number in the grid. Circle the numbers in the grid using a pencil.

1	7	1	6	5	0	8	4
4	2	7	9	4	1	9	9
2	3	1	1	0	7	6	5
0	9	2	8	1	2	0	0
4	0	5	3	9	7	5	4
3	9	8	6	9	4	2	1
1	3	8	3	5	0	9	7
1	1	0	4	2	6	3	1
1	5	8	7	1	9	8	4

One hundred forty two

One hundred twenty

One hundred sixty five

One hundred four

Two hundred

sixty nine

One hundred seventy one

fifty three

Eighty one

One hundred thirty eight

One hundred ninety eight

One hundred ninety nine

One hundred ten

One hundred eleven

Q-2 Write the 3-digit numbers that can be formed using the digits 7, 0 and 3.
Write the smallest and the greatest numbers formed.

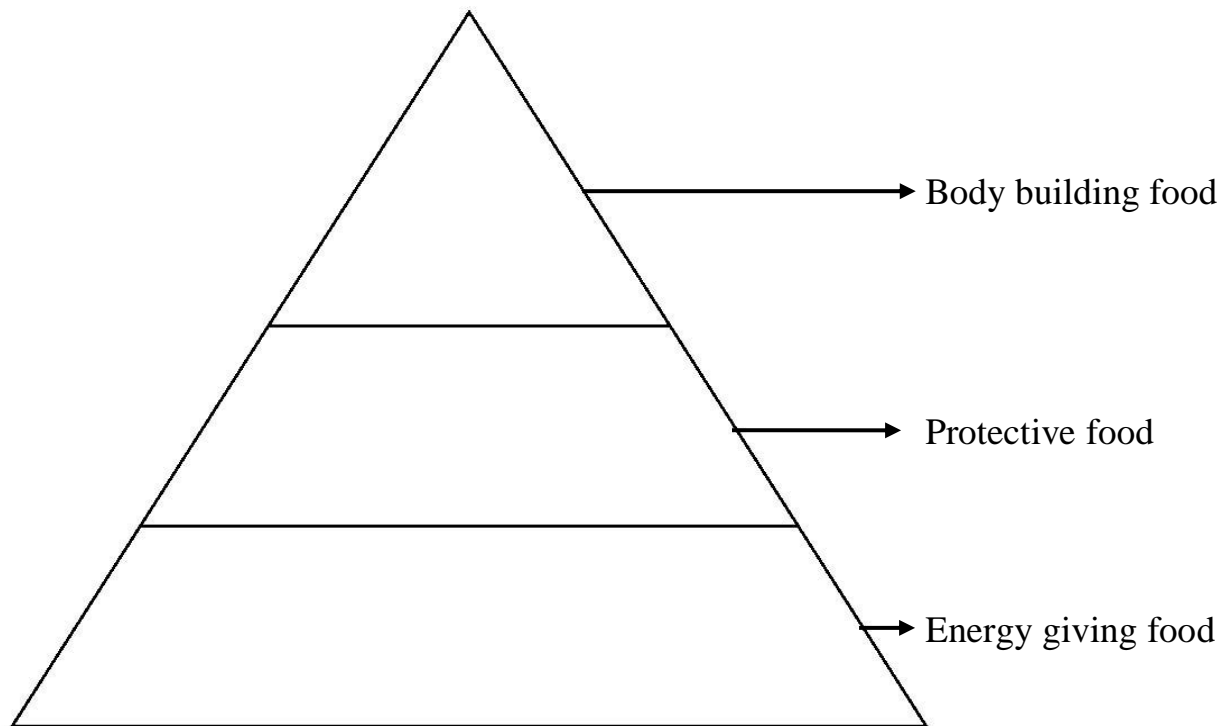
Smallest number:

Greatest number:

Subject: Social Science

Q-1 Make a triangle and divide into three parts i.e. (body building food, Protective food, Energy giving food) and stick three pictures related to the heading in each row.

Note :- Do it in the scrap book.




विषय : हिन्दी - 2nd Language

❖ अपनी मनसपंद किन्ही पाँच सब्जियों के चित्र बनाओ व उनमें रंग भरो ।

વિષય : ગુજરાતી - 2nd Language


પ્ર-૧ નીચે આપેલા રાષ્ટ્રીય ચિહ્નના ચિત્ર ઓળખો અને ખરા શબ્દ પર (✓) કરો અને રંગ પૂરો.

૧)




(તિરંગો , ધજા)

૨)




(કમળ , ગુલાબ)

૩)




(કેરી , નારંગી)

૪)



(સિંહ , વાઘ)

૫)



(બતક , મોર)