

SHREE VASISHTHA VIDHYALAYA



English Medium Little Vasishta



Name: _____

Std.: II

Roll No.: _____

Div.: _____

Dear Parents,

Warm Greetings!

Summer break is a vacation time student eagerly wait for when they can relax, visit friends and family, travel to see places and basically enjoy those little pleasures of life which get left behind during the busy school routine.

To ensure that the children have a constructive holiday, some holidays' homework have been given which will keep the child active and observant. These assignments can easily be done by the children and you could assist only where required. Working together will not only help your child to build, learn and develop his/her skills but also strengthen your bond with him/her.

Please note:

- Holiday homework has to be done under the parental guidance.
- The holiday homework will be assessed and its marks will be calculated in Term-1 Exam.

Submission Date:- 17/06/2025

Wishing all of you a relaxing, joyful holidays filled with memorable time with your family.

Regards SVV.

Summer Assignment

ENGLISH

Q-1 Rearrange the jumbled words to form meaningful sentences. Write the correct sentence number in the right circle next to the picture. Colour the picture. Remember to start each sentence with a capital letter.



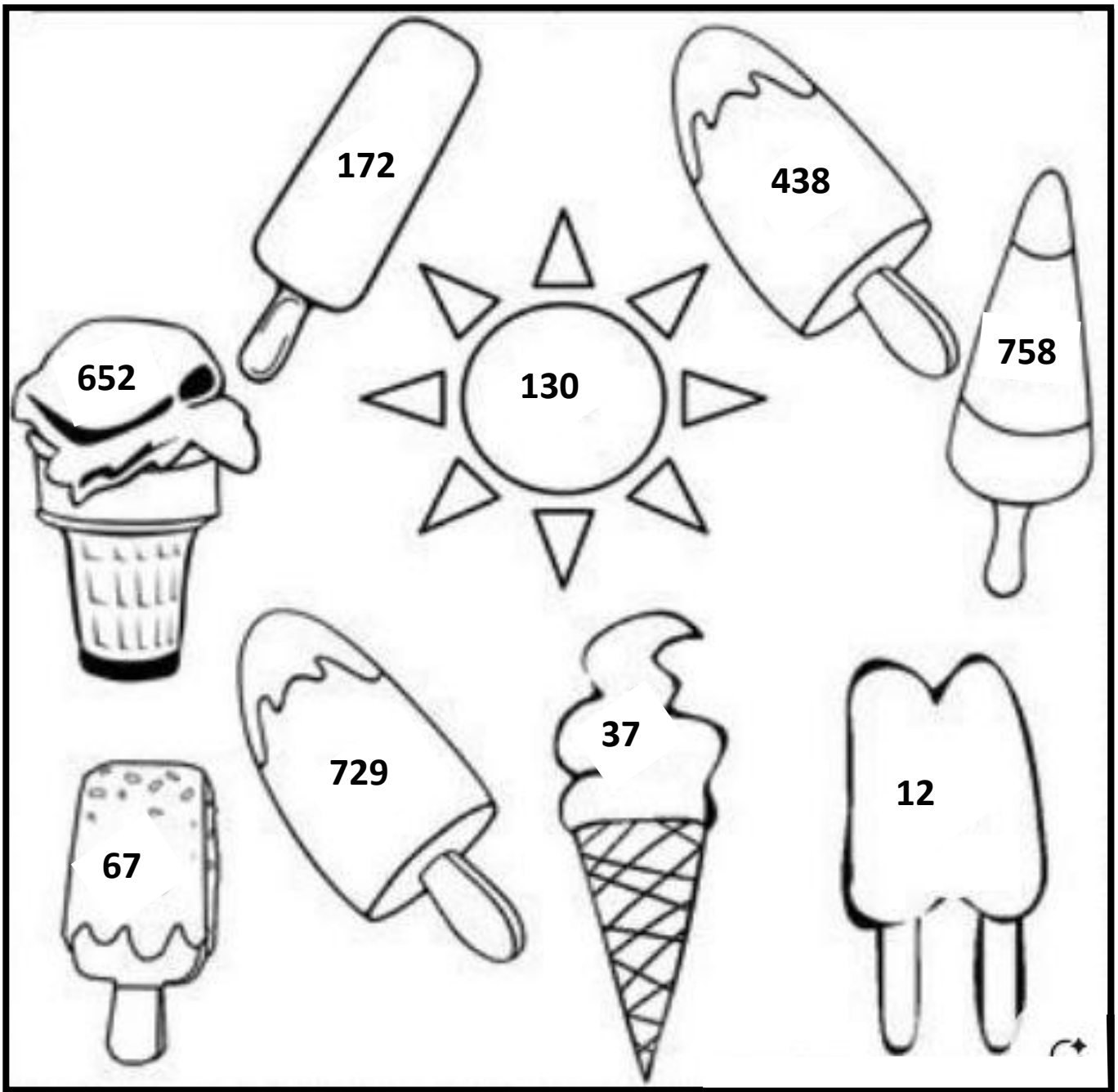
1. skipping is girl rope a happily. _____
2. swing the on sitting is boy a. _____
3. ducks swimming are the pond in. _____
4. kite flying is child a. _____
5. park the in slide big a is there. _____
6. birds sky flying in the are. _____
7. there clouds many are sky the in. _____
8. soft is grass the green and. _____
9. sitting on girl a is the bench. _____
10. many trees there are the park in. _____

MATHS

Place Value


❖ Colour the Ice-Creams as per the Given Colour Codes.

3 in Tens place	RED	2 in ones place	BLUE
6 in tens place	GREEN	7 in hundreds place	YELLOW



SCIENCE





- ❖ Draw circles on the given branches of the tree and make colourful patterns on them. Also, write five things that we get from plants in the space given. You can refer the picture for making patterns or create your own.



Plants give us:-

SOCIAL SCIENCE

- ❖ Stick bits of colourful paper to make a collage on the family photo frame border. Also, paste your family picture in the frame.



"बाग़ में मस्ती"

एक दिन आम राजा ने अपने फलों के दोस्तों को बुलाया। केला चाचा मस्ती करते हुए बोले, "आज हम सब खेलेंगे!"

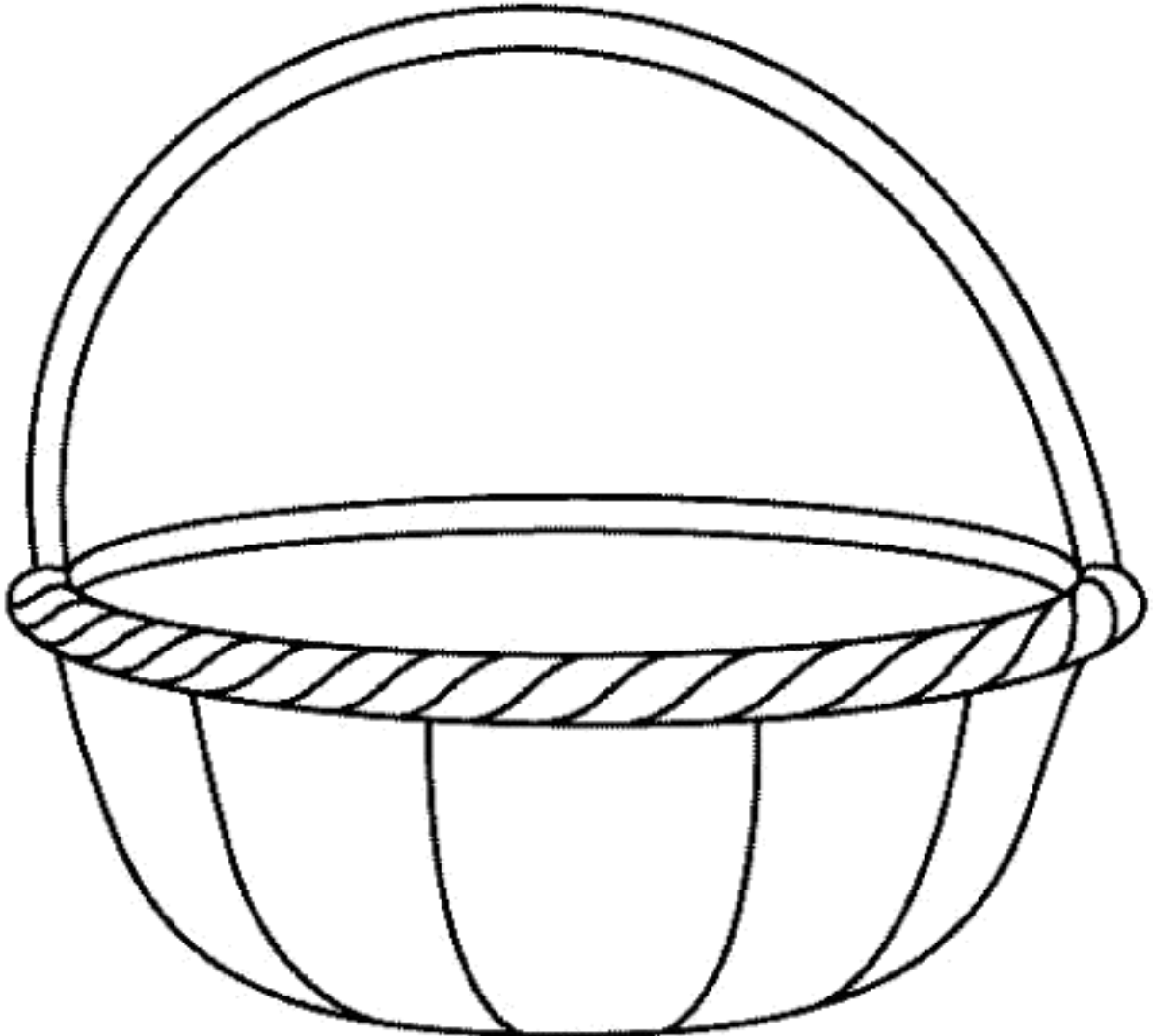
संतरा गोलू हंसते हुए बोला, "आओ, रस की नदी में तैरते हैं!" अनार दादा बोले, "पहले अपनी सेहत का ध्यान रखो!"

तभी अंगूर भाई उछलते हुए बोले, "चलो, एक रेस लगाते हैं!" सबने खुशी-खुशी हाँ कर दी।

सभी फल मस्ती में नाचने लगे, और बाग़ में चारों तरफ हंसी-खुशी फैल गई!

सीख: जब हम मिलकर खेलते और खुश रहते हैं, तो जीवन भी मीठा और रसीला बन जाता है!

ऊपर दिए गए गद्यांश में जो फलों के नाम दिए गए हैं उनके चित्र बनाकर या चिपकाकर अपनी फलों की टोकरी सजाए।



Gujarati 2nd Language

“બગીચામાં મજા”

એક દિવસ ફળોના રાજા કેરીએ તેના ફળ મિત્રોને બોલાવ્યા. કેળાંકાકાએ મજાકમાં કહ્યું,
“આજે આપણે બધા રમીશું!”

નારંગીબેન હસ્યા અને કહ્યું, “ચાલો, રસની નદીમાં તરીએ!” દાડમદાદાએ કહ્યું, “પહેલા તમારા સ્વાસ્થ્યનું ધ્યાન રાખો!”

પછી દ્રાક્ષબેન ફૂદી પડ્યા અને કહ્યું, “ચાલો, દોડ લગાવીએ!” બધાએ ખુશીથી હા પાડી.

બધા ફળો આનંદથી નાચવા લાગ્યા, અને આખા બગીચામાં હાસ્ય અને ખુશી ફેલાઈ ગઈ!

પાઠ: જ્યારે આપણે સાથે રમીએ છીએ અને ખુશ રહીએ છીએ, ત્યારે જીવન પણ મધુર અને રસદાર બને છે!

ઉપરના ફકરામાં આપેલા ફળોના ચિત્રો દોરીને અથવા ચોંટાડીને તમારી ફળની ટોપલીને સજાવો.

