

SHREE VASISHTHA VIDHYALAYA



CBSE Little Vasishtha Summer Assignment

Name: _____

Std.: I

Roll No.: _____

Div.: _____

Dear Parents,

Warm Greetings!

Summer break is a vacation time student eagerly wait for when they can relax, visit friends and family, travel to see places and basically enjoy those little pleasures of life which get left behind during the busy school routine.

To ensure that the children have a constructive holiday, some holidays' homework have been given which will keep the child active and observant. These assignments can easily be done by the children and you could assist only where required. Working together will not only help your child to build, learn and develop his/her skills but also strengthen your bond with him/her.

Please note:

- Holiday homework has to be done under the parental guidance.
- The holiday homework will be assessed and its marks will be calculated in Term-1 Exam.

Submission Date: - 15/06/2026

Wishing all of you a relaxing, joyful holidays filled with memorable time with your family.

Regards SVV.



➤ Colour the clouds that is in the same word family.

fun pin pen






den Sun

hat bat




tin



Yellow -at	Red -en
blue -un	Green -in



➤ Complete the story by filling in the missing letters. The picture clues will help you.


One day the  s ____ n was shining. The  d ____ g and  c ____ t were sleeping. But the  h ____ n saw a  f ____ x.

“Help, Help!” she cried.

The  ____ at and the  ____ og hid in a  b ____ n.

The  ____ en flew into a  h ____ t.

The  fo ____ jumped into a  b ____ , and

the  ____ n went on shining.

➤ Complete the chart about myself.



ALL ABOUT ME



My Name: _____



SUMMER!

I am a _____.

I am _____ years old.

My favourite holiday place.

My favourite food.

My favourite colour.

My favourite fruit.

➤ Meet my friends and write the name of the body parts they are using.



Tina is my best friend. She smells flower with the help of her _____

Meet Neha. She is listening to her favourite music. She keeps her headphone on her _____



He is Rohan. He is writing a letter to me. He uses his _____ to write.

We are playing football. We use our _____ to kick the ball.




Maths

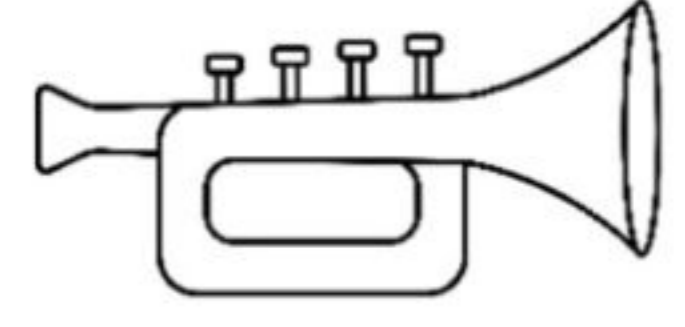


➤ Add the numbers and colour the picture accordingly.

red	orange	blue	pink
$7+7=$ <input type="text"/>	$11+4=$ <input type="text"/>	$18+5=$ <input type="text"/>	$7+5=$ <input type="text"/>
$11+6=$ <input type="text"/>	$12+7=$ <input type="text"/>	$13+11=$ <input type="text"/>	$16+14=$ <input type="text"/>
$8+8=$ <input type="text"/>	$14+8=$ <input type="text"/>	$10+10=$ <input type="text"/>	$11+2=$ <input type="text"/>
$16+11=$ <input type="text"/>	$19+10=$ <input type="text"/>	$23+5=$ <input type="text"/>	$11+10=$ <input type="text"/>



➤ चित्रों का मिलान, नाम से कीजिए-



बाजा

आम

तारा


माला

हाथ

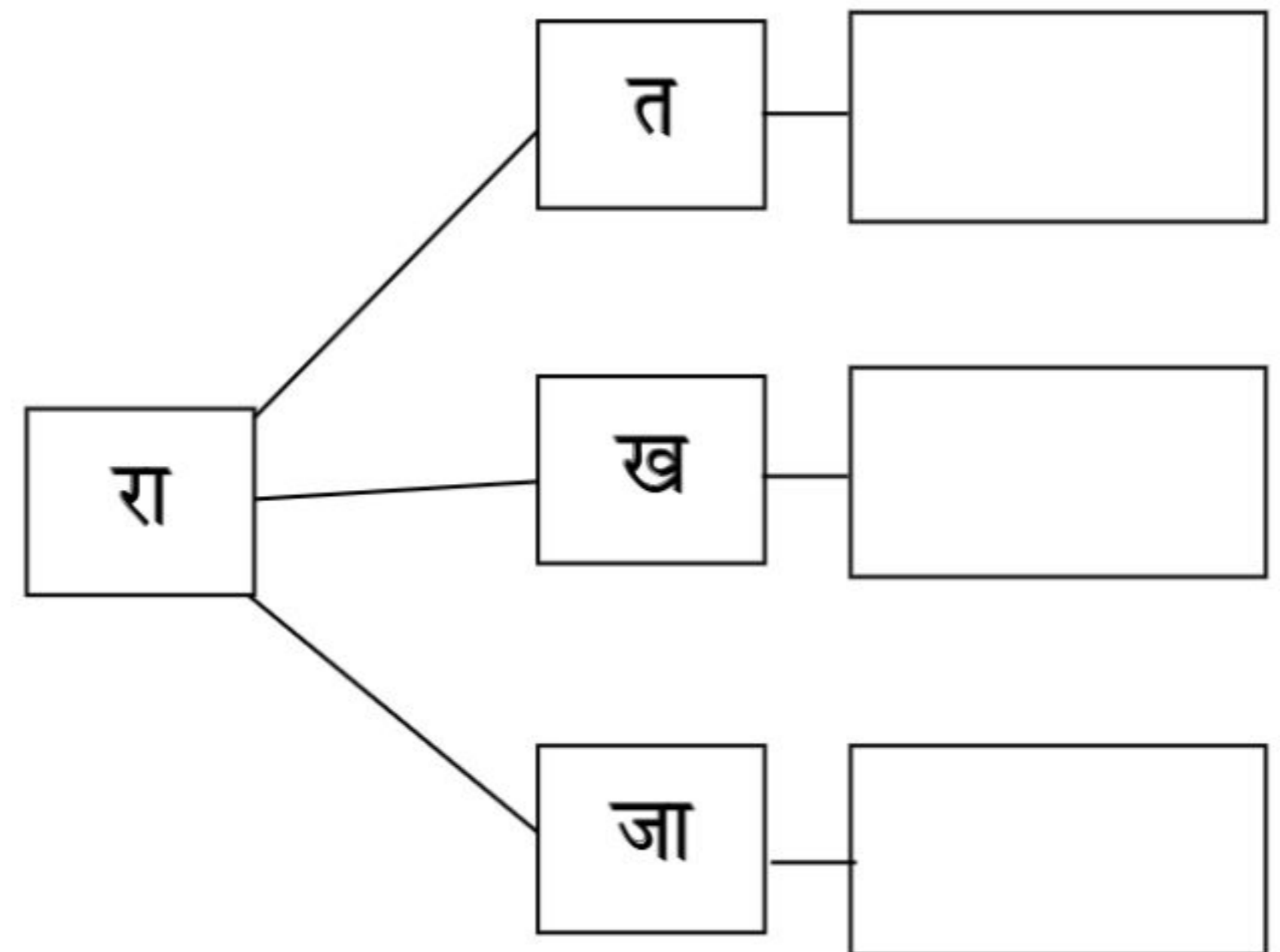
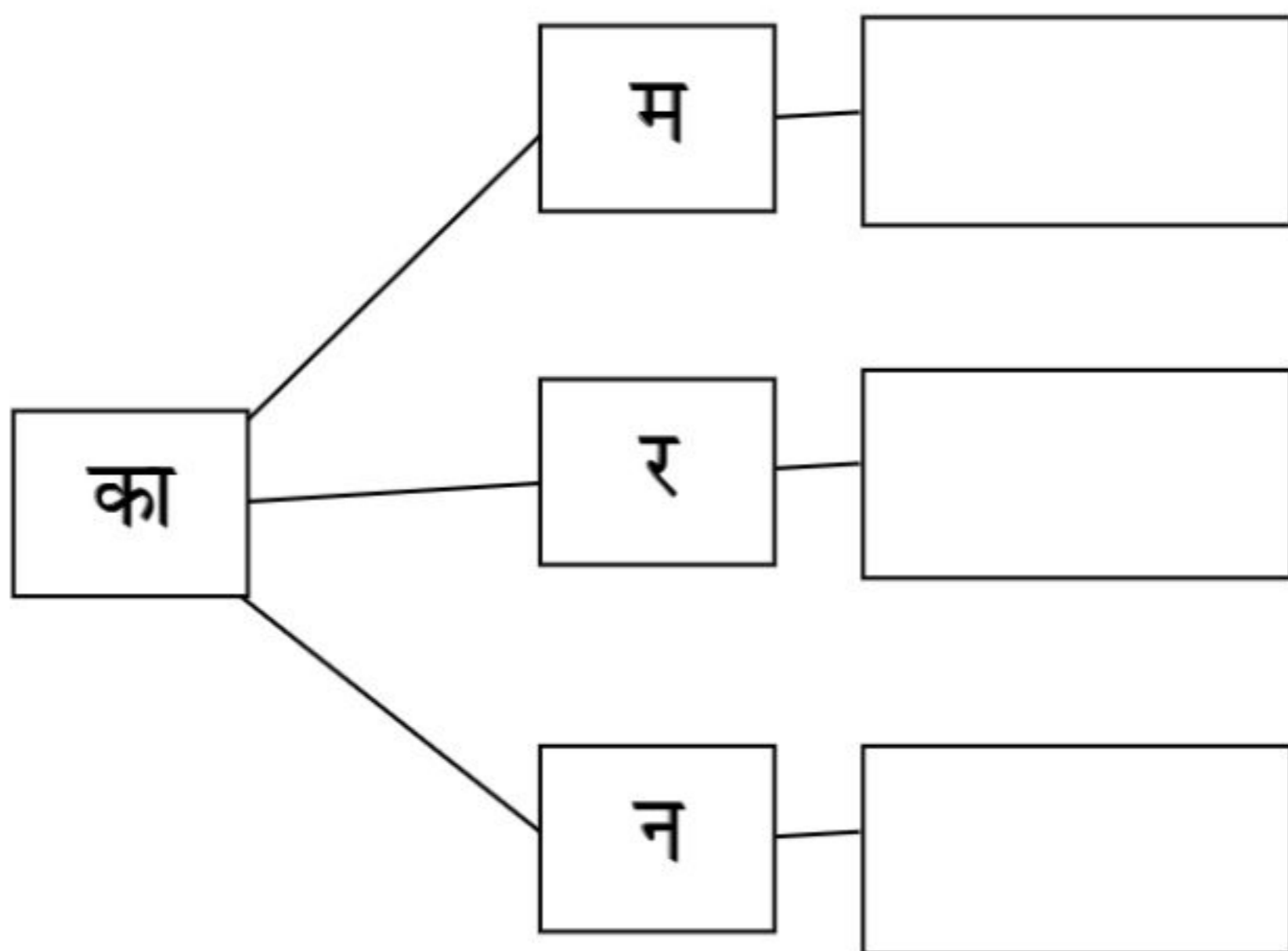
➤ चित्रों के नाम वर्ग पहेली में खोज कर गोला कीजिए -



ता	ला	म	गा
बा	छा	ता	ज
जा	ना	स	र
र	क	का	न



➤ अक्षरों को मिलाकर नए शब्द बनाइए-



➤ ખાલી જગ્યા ભરો.

