

# SHREE VASISHTHA VIDHYALAYA



CBSE

Little Vasishtha

## Summer Assignment



Name: \_\_\_\_\_

Std.: II

Roll No.: \_\_\_\_\_

Div.: \_\_\_\_\_

**Dear Parents,**

Warm Greetings!

Summer break is a vacation time student eagerly wait for when they can relax, visit friends and family, travel to see places and basically enjoy those little pleasures of life which get left behind during the busy school routine.

To ensure that the children have a constructive holiday, some holidays' homework have been given which will keep the child active and observant. These assignments can easily be done by the children and you could assist only where required. Working together will not only help your child to build, learn and develop his/her skills but also strengthen your bond with him/her.

**Please note:**

**Holiday homework has to be done under the parental guidance.**

**The holiday homework will be assessed and its marks will be calculated in Term-1 Exam.**

**Submission Date: - 15/06/2026**

Wishing all of you a relaxing, joyful holidays filled with memorable time with your family.

**Regards SVV.**

## SST

### **My Favourite community helper.**

- Stick a picture of your favourite community helper in the box below and write two lines about it.



---

---

---

---

---


---

**Turn your summer into a journey of learning & happiness....**

## SCIENCE

### Q-1 Food plate

- Draw or paste pictures of healthy food items and make a Healthy Food Plate.



### Q-2 SINK OR FLOAT EXPERIMENT -:

Take a bowl of water and test 5 small objects from your home.

#### **Examples:**

[Leaf, coin, spoon, eraser, paper, toy]

Fill the blanks:

- 1) Which objects floated? \_\_\_\_\_
- 2) Which objects sank? \_\_\_\_\_

3) Observe your surroundings and identify 5 living things and 5 non-living things.

You may draw or write the names

Living things	Non-living things



Do your best and have fun and make this summer count.

English

**My Home Vocabulary**

**Q-1 Write the names of any 5 things you see in your living room:**

- 1) \_\_\_\_\_
- 2) \_\_\_\_\_
- 3) \_\_\_\_\_
- 4) \_\_\_\_\_
- 5) \_\_\_\_\_



★ **Make one sentence of any 2 words: (from Q-1)**

- 1) \_\_\_\_\_  
\_\_\_\_\_
- 2) \_\_\_\_\_  
\_\_\_\_\_

Learn with Joy, explore  
with curiosity & shine  
all summer long



➤ **Fill in the blanks and colour the picture.**

1) The picture is of a \_\_\_\_\_ (beach / forest)

2) What is shining in the sky? (moon / sun)

The \_\_\_\_\_ is shining?

3) Who is making a sand castle? (boy / girl)

A \_\_\_\_\_ is making a sandcastle.

4) What animal is near the sandcastle? (crab / rabbit)

A \_\_\_\_\_ is near the sandcastle.

5) What is growing near the sea? (coconut tree / apple tree)

A \_\_\_\_\_ is near the sea

6) If your parents take you to a beach what are the five things you see there?

---

---

# Maths

## ➤ Activity 1: My House Maths

Count the number of doors in your house = \_\_\_\_\_

Windows in your house = \_\_\_\_\_

**Write the shape of:**

1) Door: \_\_\_\_\_

2) Window: \_\_\_\_\_

3) Add them: Doors + Windows = \_\_\_\_\_ + \_\_\_\_\_ = \_\_\_\_\_

## ➤ Activity 2: Kitchen Counting Fun

**Count the following items in your kitchen:**

1) Spoons = \_\_\_\_\_

2) Plates = \_\_\_\_\_

**Add: Spoons + Plates = \_\_\_\_\_ + \_\_\_\_\_ = \_\_\_\_\_**

Which is more? (Spoons / Plates) \_\_\_\_\_



## Activity 3: My Toy Collection

**Count your toys:**

1) Soft toys = \_\_\_\_\_

2) Cars/Dolls = \_\_\_\_\_

3) Add: Total toys = \_\_\_\_\_

4) Write the bigger number = \_\_\_\_\_



➤ Crack the code

Someone has top secret message for you. Crack the code by solving the sums and write the letter in the box.

<b>C</b> $22 + 4 = \underline{\quad}$	<b>L</b> $13 + 8 = \underline{\quad}$	<b>S</b> $5 + 7 = \underline{\quad}$	<b>E</b> $4 + 12 = \underline{\quad}$	<b>O</b> $10 + 5 = \underline{\quad}$
<b>Z</b> $10 + 4 = \underline{\quad}$	<b>Y</b> $12 + 6 = \underline{\quad}$	<b>D</b> $0 + \underline{\quad} = 1$	<b>O</b> $7 + 8 = \underline{\quad}$	<b>S</b> $5 + 2 = \underline{\quad}$
<b>A</b> $0 + 2 = \underline{\quad}$	<b>F</b> $7 + 6 = \underline{\quad}$	<b>H</b> $3 + 0 = \underline{\quad}$	<b>X</b> $18 + 1 = \underline{\quad}$	<b>V</b> $19 + 11 = \underline{\quad}$
<b>E</b> $33 + 7 = \underline{\quad}$	<b>R</b> $7 + 4 = \underline{\quad}$	<b>U</b> $12 + 5 = \underline{\quad}$	<b>T</b> $42 + 5 = \underline{\quad}$	<b>U</b> $15 + 2 = \underline{\quad}$

<input type="text"/>	<input type="text"/>	<input type="text"/>	<input type="text"/>
18	15	17	11

<input type="text"/>	<input type="text"/>	<input type="text"/>	<input type="text"/>	<input type="text"/>	<input type="text"/>	<input type="text"/>
47	16	2	26	3	16	11

<input type="text"/>	<input type="text"/>	<input type="text"/>	<input type="text"/>	<input type="text"/>
21	15	30	16	12

<input type="text"/>	<input type="text"/>	<input type="text"/>
18	15	17

## Hindi

प्र-१ स्वर चित्र में रंग भरकर मात्रा लिखिए ।


स्वर

चित्र

मात्रा



-

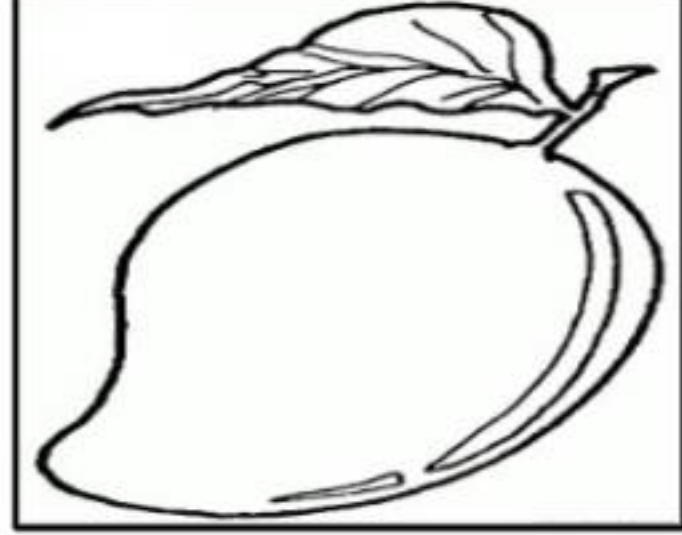


-

.....



-

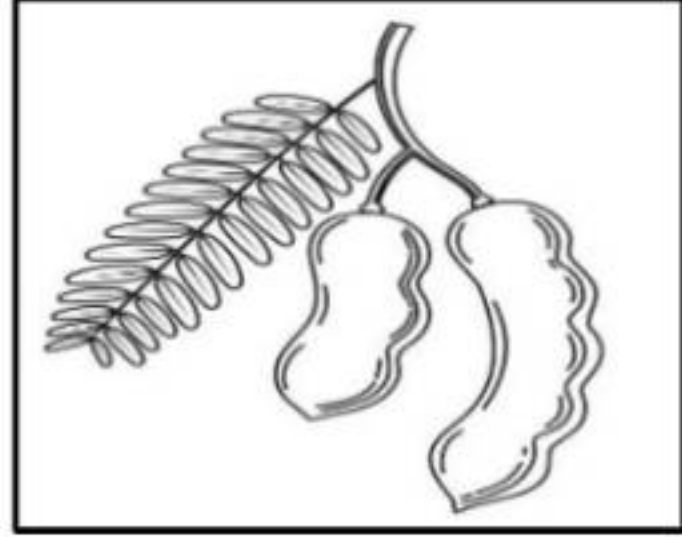


-

.....



-




-

.....



-



-

.....



-



-

.....



-



-

.....



-

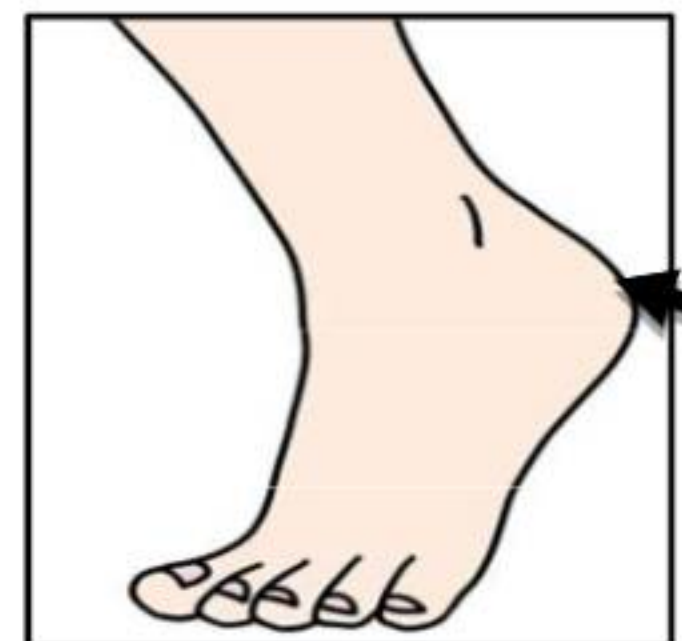


-

.....



-



-


.....

स्वर

चित्र

मात्रा

९) ऐ



.....

१०) ओ




.....

११) औ




.....

१२) अं



.....


१३) अः



.....

## Gujarati

પ્ર-૧ વાર્તા વાંચો, સમજો અને આપેલા પ્રશ્નોના એક શબ્દમાં જવાબ લખી ફળોમાં રંગ ભરો.



રવિને દરરોજ ફળો ખાવાનું ખૂબ ગમતું. સોમવારે, તેણે નાસ્તામાં એક મોટું, રસદાર સફરજન ખાધું. મંગળવારે, તેની મમ્મીએ તેને થોડી મીઠી દ્રાક્ષ આપી. બુધવારે, રવિએ તેના નાના ભાઈ સાથે એક પાકેલું, પીળું કેળું ખાધું. ગુરુવારે, તેણે નાસ્તા માટે તાજી નારંગીનો રસ બનાવ્યો. શુક્રવારે, તેણે ગરમીના દિવસે ઠંડા થવા માટે તરબૂચનો ટુકડો ખાધો. શનિવારે, તેણે તેના પિતા સાથે બગીચામાંથી સ્ટ્રોબેરી તોડી. અંતે, રવિવારે રવિને તેના બધા મનપસંદ ફળોથી બનાવેલ ફ્રૂટસલાડનો આનંદ માણ્યો.

૧) સોમવારે રવિએ કયું ફળ ખાધું? - .....

૨) ગુરુવારે રવિએ કયા ફળનો રસ બનાવ્યો? - .....

૩) બુધવારે રવિએ તેના ભાઈ સાથે કયું ફળ ખાધું? - .....

૪) શુક્રવારે રવિએ ઠંડા થવા માટે કયું ફળ ખાધું? - .....

૫) રવિએ શનિવારે તેના પિતા સાથે શું કર્યું? - .....