



**VASISHTHA
GENESIS
SCHOOL**
BARDOLI, DIST. SURAT, GUJ



DIWALI ASSIGNMENT CLASS : I

Student's Name: _____

Division: _____ Roll No: _____



At. & Po. Baben, Tal. Bardoli, Dist. Surat



Dear Parents,
Greetings from VGS Family!

As we celebrate the Festival of Lights, Diwali, we extend our warmest greetings and best wishes to you and your family. May this joyous occasion bring happiness, prosperity, and togetherness into your lives.

We are excited to share the spirit of Diwali with your children at school. Diwali is a time for reflection, renewal, and gratitude. It is a time to celebrate the triumph of light over darkness and good over evil.

Along with this message, we have enclosed subject-wise Diwali assignment sheet(s) for your child, each thoughtfully designed to enhance their understanding, while reinforcing their academic growth. We believe that these assignments will not only allow your child to appreciate the cultural and spiritual significance of Diwali but also promote their subject-specific knowledge and skills.


We kindly request that you encourage your child to complete these assignments enthusiastically and curiously. Our teachers have carefully curated them to align with their ongoing subjects, ensuring a seamless blend of celebration and education. Should your child require any support or clarification, please do not hesitate to reach out to our dedicated teaching staff.

We wish you a Diwali filled with love, joy, and the company of loved ones. May this festival illuminate your lives with positivity and prosperity, and may the completion of these assignments further brighten your child's academic journey.

Once again, wishing you all a Happy Diwali and a Prosperous New Year!

Warm regards,

Dr Gautam Guha
Principal



Date: _____

Class: 1

Div: _____

Roll No: _____

Name: _____

DIWALI ASSIGNMENT

English

Fill in the blanks with This or That.

1.  → _____ is an apple.

2. _____ is a van. → 


3.  → _____ is a house.

4. _____ is a tree. → 

5. _____ is a flower. → 

6.  → _____ is a fish.

7. _____ is a bird. → 

8.  → _____ is a table.



Addition with Carry

Add the two digit numbers given below and write the result in the space given below the sum and the carry-over digit in the box given on the top. The first one is done for you.

$$\begin{array}{r} \boxed{1} \\ 72 \\ + 29 \\ \hline 101 \end{array}$$

$$\begin{array}{r} \boxed{} \\ 25 \\ + 25 \\ \hline \end{array}$$

$$\begin{array}{r} \boxed{} \\ 17 \\ + 15 \\ \hline \end{array}$$

$$\begin{array}{r} \boxed{} \\ 16 \\ + 74 \\ \hline \end{array}$$

$$\begin{array}{r} \boxed{} \\ 28 \\ + 16 \\ \hline \end{array}$$

$$\begin{array}{r} \boxed{} \\ 56 \\ + 55 \\ \hline \end{array}$$

$$\begin{array}{r} \boxed{} \\ 49 \\ + 11 \\ \hline \end{array}$$

$$\begin{array}{r} \boxed{} \\ 88 \\ + 13 \\ \hline \end{array}$$

$$\begin{array}{r} \boxed{} \\ 89 \\ + 12 \\ \hline \end{array}$$

$$\begin{array}{r} \boxed{} \\ 16 \\ + 37 \\ \hline \end{array}$$

$$\begin{array}{r} \boxed{} \\ 93 \\ + 49 \\ \hline \end{array}$$

$$\begin{array}{r} \boxed{} \\ 74 \\ + 46 \\ \hline \end{array}$$

Subtract.



$$\begin{array}{r} \square \square \\ 51 \\ - 13 \\ \hline \end{array}$$

$$\begin{array}{r} \square \square \\ 32 \\ - 19 \\ \hline \end{array}$$



$$\begin{array}{r} \square \square \\ 95 \\ - 27 \\ \hline \end{array}$$

$$\begin{array}{r} \square \square \\ 50 \\ - 43 \\ \hline \end{array}$$

$$\begin{array}{r} \square \square \\ 92 \\ - 55 \\ \hline \end{array}$$

$$\begin{array}{r} \square \square \\ 61 \\ - 58 \\ \hline \end{array}$$

$$\begin{array}{r} \square \square \\ 74 \\ - 48 \\ \hline \end{array}$$

$$\begin{array}{r} \square \square \\ 81 \\ - 45 \\ \hline \end{array}$$

$$\begin{array}{r} \square \square \\ 21 \\ - 17 \\ \hline \end{array}$$

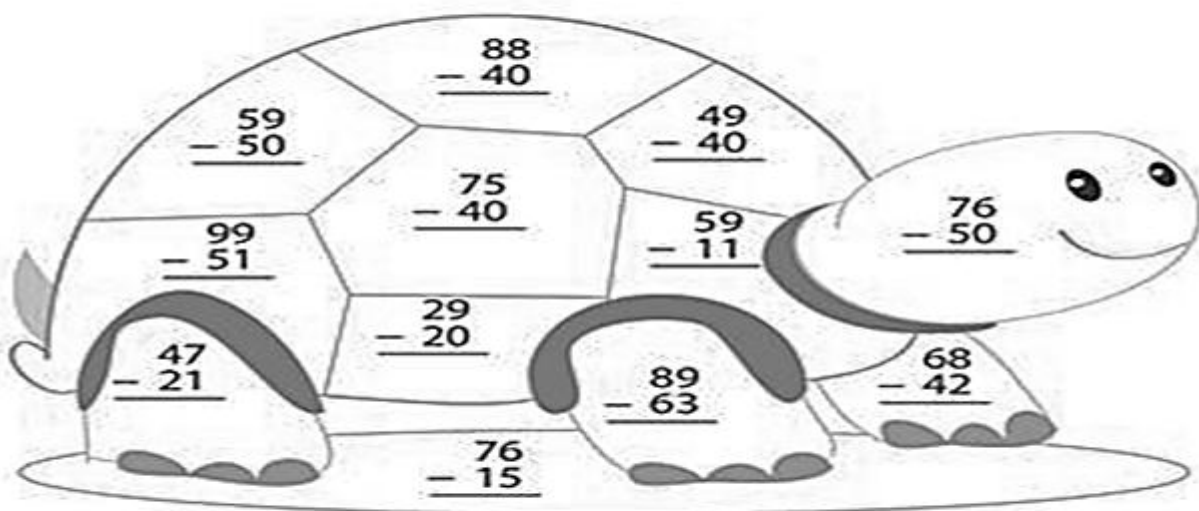
$$\begin{array}{r} \square \square \\ 93 \\ - 28 \\ \hline \end{array}$$

$$\begin{array}{r} \square \square \\ 40 \\ - 23 \\ \hline \end{array}$$

$$\begin{array}{r} \square \square \\ 84 \\ - 67 \\ \hline \end{array}$$

Practice Subtraction: Color in Mr. Turtle

Find the difference. Use the key below to color in each space to dress up Mr. Turtle.



Answer =
Color =

9	26	35	48	61
Blue	Yellow	Red	Green	Pink

Gujarati

- કોઈ પણ છ (6) પક્ષીઓના ચિત્ર લગાવી તેના નામ ગુજરાતીમાં લખો.

[illegible]

Hindi

दीपावली पर जलानेवाले पटाखों के चित्रों में रंग भरकर उनके हिंदी नाम लिखिए-

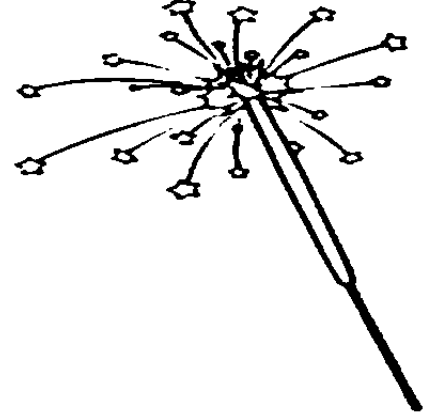

फुलझड़ी,

सुतली बम,

अनार,

पटाखा,

ज़मीन चक्र



EVS

Write the names of these jobs.



gardener	Waiter	Fire fighter
teacher	doctor	Farmer
builder	musician	Baker
artist	Police officer	scientist

Computer

Look at the pictures and circle the tools required to draw the pictures.

Also Colour the pictures.

