













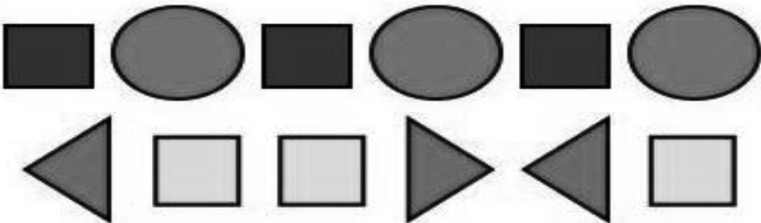



VASISHTHAGENESSSCHOOL,BARDOLI

(Academic Session- 2024-25)

Diwali Assignment

Class-03

SUBJECT	ASSIGNMENT								
MATHS	<p>Activity: Rangoli Math.</p> <p>Task: Draw a Rangoli pattern using geometric shapes (circles, triangles, squares, etc.). Count and list the number of each shape used.</p> <p>Instructions: Design a Rangoli using at least 5 different geometric shapes. Label the shapes and write down how many of each shape you used. Try to find the perimeter of at least two shapes in your Rangoli design. Be as creative as you can while making your pattern colorful.</p> <p>Objective: Integrate art and math, develop spatial sense, and reinforce geometric concepts.</p>								
SCIENCE	<p>Homemade Diya Lighting system: Design and create a DIY lighting system using LEDs, Batteries and wires. (ANY ONE)</p> <p>SCAN THE QR CODE GIVEN BELOW FOR FURTHER DETAILS.</p> <table><tr><td>1.</td><td></td><td>2.</td><td></td></tr><tr><td colspan="2"></td><td colspan="2"></td></tr></table>	1.		2.					
1.		2.							
									
SOCIAL STUDIES	<p>Activity: Save our environment.</p> <p>Task: Make a poster ‘Say no to crackers’ on a chart paper and write few lines about it.</p> <p>Instruction: Student need to take one chart paper of any light colour. Make is colourful and meaningful and decorate it. You can take the help of your text book.</p> <p>Objectives: Students will learn how we can help to save our environment.</p>								
ENGLISH	<p>Activity: Create a Diwali storybook.</p> <p>Task: Write a short story about how a child celebrates Diwali with their family. Illustrate the story with drawings or collage art. Students can also include a few sentences in Hindi or Gujarati to describe their illustrations.</p> <p>Instructions: Write a short story about a child's Diwali celebration using simple language. The story should be at least 8-10 sentences long. Illustrate your story with colorful drawings or collage art. Make sure to include a title for your story and decorate the cover page.</p> <p>Objective: Encourage creativity, storytelling, and vocabulary enhancement.</p>								
2LHINDI	<p>कोई भी पाँच देशों के राष्ट्रीय पक्षियों के चित्र A3.Size Paper पर चिपकाएँ और उनके नाम हिंदी में लिखिए। Ex. भारत-मोर, ऑस्ट्रेलिया-एमु..प्रत्येक के लिए पाँच-पाँच वाक्य लिखे।</p>								
2LGUJARATI	<p>ગુજરાત મા કઈ-કઈ જગ્યા એ ઉડનખટોલા આવ્યાછે.</p> <p>તેમના ચિત્ર લગાવી દરેક સ્થળ વિશે ત્રણ થી ચાર વાક્ય ગુજરાતી માં લખો.</p>								

Computer	<p>Patterns are all around us in nature, clothes and even on things. They may be a repeated decorative design. They follow rules like repetition, increase in number of size, change in direction or number pattern. For eg.</p> <div></div> <p>Q. Draw or stick and make any 5 unique patterns of our own using different things on A3 size paper or chart paper. For further knowledge you can go through these links.</p> <div><div>1.</div><div>2.</div><div>3.</div></div>
----------	--

- Note:**
- 1) Submission of all assignments will be from 21-11-2024 (Thursday) to 23-11-2024 (Saturday).
 - 2) Internal Marks will be given based on completion and the timely submission of assignments