








VASISHTHAGENESSCHOOL,BARDOLI

(Academic Session- 2024-25)

Diwali Assignment

Class-05

SUBJECT	ASSIGNMENT		
MATHS	<p>Activity 1 :Prepare a decimal place value working model (Using chart paper) For Roll No : 1 to 20 Refer the following link for support.</p> <p>For Roll No : 21 to till last roll no Refer the following QR for support.</p> <table><tr><td>1. </td><td>2. </td></tr></table>	1. 	2. 
1. 	2. 		
SCIENCE	<p>Activity: Solar System Diorama</p> <p>Instructions:</p> <ol style="list-style-type: none">1. Choose a container: Select a shoe box or similar container to represent the Solar System.2. Paint the background: Paint the inside of the container black or dark blue to resemble space.3. Create planets4. Add planetary details:<ul style="list-style-type: none">- Use small objects to create rings (e.g., Saturn), moons, or surface features <p>Arrange planets:</p> <ul style="list-style-type: none">- Place planets in order from the Sun (center) outward.- Use string or wire to suspend planets from the container's lid or sides. 		
SOCIAL STUDIES	<p>Activity: The History of Diwali.</p> <p>Task: For 1 to 15 roll no Research the historical and mythological significance of Diwali, focusing on Ramayana, Mahabharata, and other stories. Create a timeline showing events leading to Diwali.</p> <p>Instructions: Make a timeline showing the historical and mythological events related to Diwali, such as stories from the Ramayana and Mahabharata. Include at least five significant events, with a brief description of each. Decorate the timeline with images or symbols related to the festival.</p> <p>Objective: Enhance historical understanding and presentation skills.</p> <p>Assignment: Exploring Major Landforms (roll no 16 to till last) Choose 5 major landforms from the list below:</p>		

	<p>1. Mountains 2. Plains 3. Islands 4. Deserts 5. Rivers 6. Oceans</p> <p>Research each landform and write a short description (5-7 sentences) including:</p> <ul style="list-style-type: none"> - Definition - Location (examples) - Characteristics (climate, vegetation, etc.) - Importance (ecological, economic, etc.) <p>Tips:</p> <ul style="list-style-type: none"> - Be creative and imaginative in your expression. - Proofread your work for spelling and grammar. <p>Objective:</p> <ul style="list-style-type: none"> - To understand the different types of major landforms - To identify and describe the characteristics of each landform - To develop research, critical thinking, and creative skills
ENGLISH	<p>Activity : Prepare your favourite dish with your mother.</p> <p>Take 2 photographs while cooking and paste them on an A5 size colourful page .</p> <p>Also write a recipe of your dish on another A5 size colourful page.</p> <p>Note:-</p> <p>Students can use maximum two A5 size pages for the assignment.</p> <p>Don't use chart paper for your assignment.</p>
2L HINDI	<p>एशियाड गेम्स, कॉमनवेल्थ गेम्स, ओलंपिक गेम्स इन तीनों में से कोई भी एक गेम्स के विभिन्न खेलों में से पाँच या छः चित्र चार्ट पेपर पर चिपकाएं और उनका नाम हिंदी में लिखिए ।</p>
2L GUJARATI	<p>ગુજરાત રાજ્યમાં કચ્છ જીલ્લામાં ભૂકંપનો અનુભવ થયો હતો. આ ભૂકંપના ચિત્રો અને માહિતી એકઠી કરી કોલાજ બનાવવું.</p>
Computer	<p>Make a presentation on Diwali Mela celebrated on your school and save the presentation as " Diwali Mela" . After creating a presentation take a printout presentation. (Presentation should not consist of more than 5 slides.)</p>

Note:

- 1) Submission of all assignments will be from 21-11-2024 (Thursday) to 23-11-2024 (Saturday).
- 2) Internal Marks will be given based on completion and the timely submission of assignments