













VASISHTHA GENESIS SCHOOL, BABEN, BARDOLI

SUMMER ASSIGNMENT

CLASS : 09

SUBJECT	CONTENT																									
ENGLISH	<p>Make a NEWS BOOK from the major articles during the vacation days.</p> <p>INSTRUCTONS :</p> <p>1. Take / create a A5 Scrap book</p> <p>2. Select any 10 major news details during the vacation days</p> <p>3. Paste the photograph related to the news in the book, parallel to that write the details related to it.</p> <p>4. Do it for a duration of 10 random days with 1 News per day.</p> <p>5. News book should have a cover page with your name, class, roll no. and subject.</p>																									
MATHEMATICS	<p>1. Represent the following real numbers on the real number line: $\sqrt{2}$, $\sqrt{3}$, $\sqrt{5}$ and $\sqrt{9.3}$ <i>(make these on a graph paper and also write the steps of construction)</i></p> <p>2. Make a detail report on the History of Pie (π).</p> <p>3. Make an art integrated project on the Development of the number system. <i>(Topic 1) is for students having roll number 1 to 15.</i> <i>(Topic 2)is for students having roll number 16 to 30</i> <i>(Topic 3) is for students having roll number 31 to onwards.</i></p> <p><u>Project guidelines:</u></p> <p>1. The Project Report must be handwritten and should be made by the students themselves.</p> <p>2. The project must be done neatly in a proper file with ruled sheets with suitable information, pictures,graphs (if any), etc.</p> <p>Format of project is as follows:</p> <table><tr><td>(i) Front page</td><td>(ii) Contents (Index)</td></tr><tr><td>(iii) Introduction of the topic</td><td>(iv) Detail Report</td></tr><tr><td></td><td>(v) References</td></tr></table>	(i) Front page	(ii) Contents (Index)	(iii) Introduction of the topic	(iv) Detail Report		(v) References																			
(i) Front page	(ii) Contents (Index)																									
(iii) Introduction of the topic	(iv) Detail Report																									
	(v) References																									
SOCIAL SCIENCE	<p>As per the directives of CBSE, students of class IX have to prepare a project on DISASTER MANAGEMENT. Choose any one disaster of your choice from the list given below.</p> <table><tr><td>1. Earthquake</td><td>2. Landslide</td><td>3. Tsunami</td><td>4. Volcano</td><td>5. Floods</td></tr><tr><td>6. Cloudburst</td><td>7. Sandstorm</td><td>8. Accidents (road,rail,air)</td><td>9. Chemical leaks</td><td>10. Global warming</td></tr><tr><td>11. Fire</td><td>12. Terrorism</td><td>13. Drought</td><td>14. COVID-19</td><td></td></tr></table> <p>The students are requested to do a research on the topic of their choice from the above list. The project has to be presented in the following manner:</p> <table><tr><td>1. Introduction</td><td>2.Causes</td></tr><tr><td>3. Impacts</td><td>4.Do's and don'ts</td></tr><tr><td colspan="2">5. Governments and NGO's interference and rehabilitation.</td></tr><tr><td>6. Suggestions</td><td>7.Case study (Real life example)</td></tr><tr><td>8. Picture gallery</td><td>9. References</td></tr></table> <p><u>GENERAL INSTRUCTIONS FOR PROJECT GUIDELINES:</u></p> <p>1. The Project Report may be Digital or handwritten and should be made by the students themselves.</p> <p>2. The project must be done neatly in a proper file with ruled A4 sheets with suitable information, pictures, graphs (if any), etc.</p> <p>3. The project should not exceed more than 10-12 pages.</p> <p>4. If possible, different forms of art may be integrated in the project work.</p>	1. Earthquake	2. Landslide	3. Tsunami	4. Volcano	5. Floods	6. Cloudburst	7. Sandstorm	8. Accidents (road,rail,air)	9. Chemical leaks	10. Global warming	11. Fire	12. Terrorism	13. Drought	14. COVID-19		1. Introduction	2.Causes	3. Impacts	4.Do's and don'ts	5. Governments and NGO's interference and rehabilitation.		6. Suggestions	7.Case study (Real life example)	8. Picture gallery	9. References
1. Earthquake	2. Landslide	3. Tsunami	4. Volcano	5. Floods																						
6. Cloudburst	7. Sandstorm	8. Accidents (road,rail,air)	9. Chemical leaks	10. Global warming																						
11. Fire	12. Terrorism	13. Drought	14. COVID-19																							
1. Introduction	2.Causes																									
3. Impacts	4.Do's and don'ts																									
5. Governments and NGO's interference and rehabilitation.																										
6. Suggestions	7.Case study (Real life example)																									
8. Picture gallery	9. References																									

SCIENCE	<p>CHEMISTRY: Build a 3-D model of a molecule for any one of the given compounds using materials like (ping pong balls, toothpicks, skewers, paper clips, Aluminum foil, Styrofoam balls, beads, straw, etc.) Compounds may be like H₂O, CO₂, HCl, CH₄, NaCl, NH₃. Write about their structural geometry and also about the nature of the bond. Note: You can make hanging models also. And make sure to use different colors for different elements.</p> <p>PHYSICS: Prepare a model for the given subjects as per indicated roll nos. using various items like cardboard, protractor, scale, straw, etc. Students are to later demonstrate their projects in the classroom.</p> <table border="1"> <tr> <td data-bbox="327 604 1252 772"> 1. Density and floatation (Roll no. 1 to 10) <i>Use QR Code for reference</i> </td><td data-bbox="1252 604 1500 772">  </td></tr> <tr> <td data-bbox="327 772 1252 940"> 2. Series circuit and parallel circuit working model Difference between series and parallel circuit (roll no. 11 to 20) <i>Use QR Code for reference</i> </td><td data-bbox="1252 772 1500 940">  </td></tr> <tr> <td data-bbox="327 940 1252 1131"> 3. Powerful alarm working model using dc motor and waste materials (roll no. 21 to 30) <i>Use QR Code for reference</i> </td><td data-bbox="1252 940 1500 1131">  </td></tr> <tr> <td data-bbox="327 1131 1252 1299"> 4. Newton's Cradle (roll no. 31 and above) <i>Use QR Code for reference</i> </td><td data-bbox="1252 1131 1500 1299">  </td></tr> </table> <p>BIOLOGY: Prepare a Medicinal Dictionary keeping the following points while preparation:- 1. Take a A5 size Scrap book and Find 10 medicinal plants found in and around your residence. 2. Collect the leaves/roots or stems of the plants. And paste in the scrap book. 3. And write the information about it including its scientific name, usage and occurrence of the plant. Note : a) Your dictionary should contain cover page , Index , introduction ,Content ,data , Pictures , conclusion, Reference b) Submit this dictionary by 12th June 2024.</p>	1. Density and floatation (Roll no. 1 to 10) <i>Use QR Code for reference</i>		2. Series circuit and parallel circuit working model Difference between series and parallel circuit (roll no. 11 to 20) <i>Use QR Code for reference</i>		3. Powerful alarm working model using dc motor and waste materials (roll no. 21 to 30) <i>Use QR Code for reference</i>		4. Newton's Cradle (roll no. 31 and above) <i>Use QR Code for reference</i>	
1. Density and floatation (Roll no. 1 to 10) <i>Use QR Code for reference</i>									
2. Series circuit and parallel circuit working model Difference between series and parallel circuit (roll no. 11 to 20) <i>Use QR Code for reference</i>									
3. Powerful alarm working model using dc motor and waste materials (roll no. 21 to 30) <i>Use QR Code for reference</i>									
4. Newton's Cradle (roll no. 31 and above) <i>Use QR Code for reference</i>									
2L HINDI	एवरेस्ट पर चढ़नेवाले किन्हीं पाँच भारतीय पर्वतारोहियों के नाम व सचित्र वर्णन कीजिए । (A4 साइज के पेपर पर लिखिए)								
2L GUJARATI	પત્ર લખો. (A4 સાઈઝ નાં પેપર પર) ૧.તમારા ગામમાં બસ અનિયમિત આવે છે.તેની ફરિયાદ કરતો પત્ર બસડેપોના મેનેજરને લખો. ૨.તમારી શાળામાં સાંસ્કૃતિક કાર્યકર્મનું આયોજન કરવામાં આવ્યું હતું તે જણાવતો પત્ર તમારા મોટાભાઈને લખો.								

**INFORMATION
TECHNOLOGY**

PRACTICAL FILE: Students are to prepare a Practical File consisting of a **minimum of 5 activities performed in LibreOffice** during their lab activities in the school computer lab. Students may use samples given in the Google Classroom (Classroom Code: **gbxnsam**) for more support.

Please Note:

- 1) Submission of all Assignments/Projects will be from 13-06-2024 to 15-06-2024.**
- 2) Internal Marks will be given based up on the completion and timely submission of all Assignments / Projects.**