

Date: \_\_\_\_\_ Class: I Div: A / B / C Roll No: \_\_\_\_\_ Sub: Computer  
Name: \_\_\_\_\_ Worksheet: CT 1 – 02

## Ch – 2 – The Keyboard and Mouse – **Answer Key**

**Q1. Choose the correct option and answer the following questions:**

- i. Arrow keys are used for moving the \_\_\_\_\_ on the screen.  
(a) mouse                      (b) **cursor**                      (c) keys                      (d) none
- ii. The small arrow on the monitor screen is known as mouse \_\_\_\_\_.  
(a) tail                      (b) head                      (c) **pointer**                      (d) all of these
- iii. The longest key on the keyboard is \_\_\_\_\_ key.  
(a) Enter                      (b) Caps Lock                      (c) **Spacebar**                      (d) none
- iv. A mouse is a \_\_\_\_\_ device.  
(a) cooking                      (b) flying                      (c) **pointing**                      (d) typing
- v. There are \_\_\_\_\_ Alphabet keys on the keyboard.  
(a) 12                      (b) 20                      (c) 50                      (d) **26**
- vi. Enter key is also called \_\_\_\_\_ key.  
(a) Start                      (b) Pause                      (c) Stop                      (d) **Return**




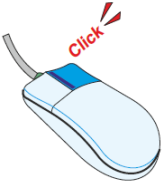

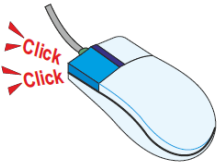

**Q2. Fill in the blanks choosing the appropriate words from the brackets and complete each sentence:**

- i. There are **four** arrow keys on the keyboard. (**four / nine**)
- ii. A **mouse** is also used to draw and paint. (**CPU / mouse**)
- iii. Pressing the mouse button is called **clicking**. (**clicking / playing**)
- iv. Alphabet keys are used to type **words**. (**words / numbers**)
- v. The mouse is kept on the mouse **pad**. (**pad / pencil**)
- vi. **Scroll** wheel is located between the left and right mouse buttons. (**Tyre / Scroll**)

**Q3. State whether the following statements are 'True' or 'False':**

- i. The scroll wheel is not a part of the mouse. **False**
- ii. There are 101 to 105 keys on the keyboard. **True**
- iii. We keep the index finger on the left mouse button. **True**
- iv. Mouse has a short wire. **False**
- v. There are ten Function keys on the keyboard. **False**

**Q4. Match the following columns:**

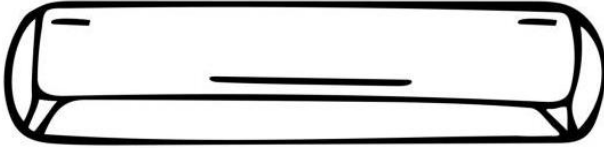


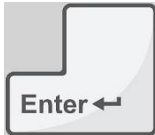


Column 'A'	Ans	Column 'B'
i. 	i. d	(a) Right – click
ii. 	ii. c	(b) move the cursor down
iii. 	iii. b	(c) Scroll wheel
iv. 	iv. a	(d) move the cursor up
v. 	v. g	(e) Double - click
vi. 	vi. e	(f) move the cursor one character left
vii. 	vii. f	(g) move the cursor one character right

**Q5. Complete the given words.**

i. AL <u>P</u> H <u>A</u> B <u>E</u> <u>T</u>	ii. NU <u>M</u> B <u>E</u> <u>R</u>
iii. KE <u>Y</u> BO <u>A</u> RD	iv. R <u>E</u> TU <u>R</u> N
v. AR <u>R</u> O <u>W</u>	vi. BA <u>C</u> KSP <u>A</u> <u>C</u> E
vii. M <u>O</u> U <u>S</u> <u>E</u>	viii. H <u>O</u> LD <u>I</u> NG

**Q6. Identify the given images using the help box and write their names below:**

**(Number Keys, Spacebar key, Mouse pointer, Alphabet keys, Arrow keys, Enter key)**

i.  <u>Spacebar key</u>	ii.  <u>Mouse pointer</u>
iii.  <u>Number Keys</u>	iv.  <u>Enter key</u>
v.  <u>Alphabet keys</u>	vi.  <u>Arrow keys</u>

**Q7. Colour the given images with crayons (as per the given instructions):**

Number keys – Blue

Alphabet keys – Pink

Function keys – Yellow

Enter keys – Orange


Arrow keys – Grey

Caps Lock key – Brown

Spacebar key – Red


Backspace key – Green

i.



**Spacebar key**

ii.



**Function keys**

iii.



**Enter key**

iv.



**Caps Lock key**

v.



**Number keys**

vi.




**Backspace key**

vii.



**Alphabet keys**

viii.



**Arrow keys**