

Date: _____ Class: I Div: A / B / C Roll No: _____ Sub: Computer
Name: _____ Worksheet: CT 1 – 02

Ch – 2 – The Keyboard and Mouse

Q1. Choose the correct option and answer the following questions:

- i. Arrow keys are used for moving the _____ on the screen.
(a) mouse (b) cursor (c) keys (d) none
- ii. The small arrow on the monitor screen is known as mouse _____.
(a) tail (b) head (c) pointer (d) all of these
- iii. The longest key on the keyboard is _____ key.
(a) Enter (b) Caps Lock (c) Spacebar (d) none
- iv. A mouse is a _____ device.
(a) cooking (b) flying (c) pointing (d) typing
- v. There are _____ Alphabet keys on the keyboard.
(a) 12 (b) 20 (c) 50 (d) 26
- vi. Enter key is also called _____ key.
(a) Start (b) Pause (c) Stop (d) Return




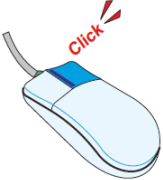

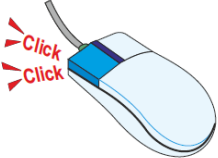

Q2. Fill in the blanks choosing the appropriate words from the brackets and complete each sentence:

- i. There are _____ arrow keys on the keyboard. **(four / nine)**
- ii. A _____ is also used to draw and paint. **(CPU / mouse)**
- iii. Pressing the mouse button is called _____. **(clicking / playing)**
- iv. Alphabet keys are used to type _____. **(words / numbers)**
- v. The mouse is kept on the mouse _____. **(pad / pencil)**
- vi. _____ wheel is located between the left and right mouse buttons. **(Tyre / Scroll)**

Q3. State whether the following statements are 'True' or 'False':

- i. The scroll wheel is not a part of the mouse. _____
- ii. There are 101 to 105 keys on the keyboard. _____
- iii. We keep the index finger on the left mouse button. _____
- iv. Mouse has a short wire. _____
- v. There are ten Function keys on the keyboard. _____

Q4. Match the following columns:

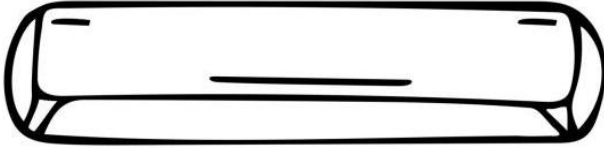


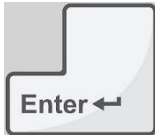


Column 'A'	Ans	Column 'B'
i. 	i. _____	(a) Right – click
ii. 	ii. _____	(b) move the cursor down
iii. 	iii. _____	(c) Scroll wheel
iv. 	iv. _____	(d) move the cursor up
v. 	v. _____	(e) Double - click
vi. 	vi. _____	(f) move the cursor one character left
vii. 	vii. _____	(g) move the cursor one character right

Q5. Complete the given words.

i. A L P ____ A B E ____	ii. NU ____ B E ____
iii. K E ____ B O ____ R D	iv. R ____ T U ____ N
v. A R ____ O ____	vi. B A ____ K S P A ____ E
vii. M ____ U S ____	viii. H ____ L D ____ N G

Q6. Identify the given images using the help box and write their names below:

(Number Keys, Spacebar key, Mouse pointer, Alphabet keys, Arrow keys, Enter key)

i. 	ii. 
iii. 	iv. 
v. 	vi. 

Q7. Colour the given images with crayons (as per the given instructions):

Number keys – Blue

Alphabet keys – Pink

Function keys – Yellow

Enter keys – Orange

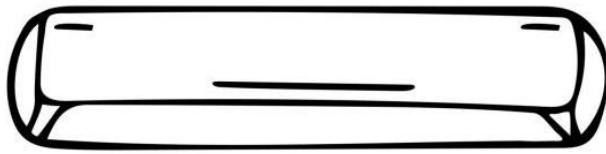
Arrow keys – Grey

Caps Lock key – Brown

Spacebar key – Red

Backspace key – Green

i.



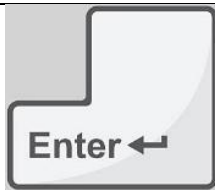
Spacebar key

ii.




Function keys

iii.



Enter key

iv.



Caps Lock key

v.



Number keys

vi.




Backspace key

vii.



Alphabet keys

viii.



Arrow keys