

**VASISHTHA GENESIS SCHOOL, BARDOLI**

(Academic Session: 2025-26)

Date: \_\_\_\_\_ Class: I Div: A / B / C Roll No: \_\_\_\_\_ Sub: Computer  
Name: \_\_\_\_\_ Worksheet: CT 2 – 05

**Ch – 3 Paint – Introduction**

**Q1. Choose the correct option and answer the following questions:**

- i. Eraser tool is present in the \_\_\_\_\_ group.  
(a) Shapes (b) Colors (c) Tools (d) Font
- ii. \_\_\_\_\_ area is the blank area where you draw and paint.  
(a) Tabs (b) Ribbon (c) Drawing (d) Colours
- iii. Which group has different shapes like oval, rectangle, diamond, etc.  
(a) Zoom (b) Shapes (c) Clipboard (d) Image
- iv. We click on \_\_\_\_\_ button to save our drawing.  
(a) Open (b) Save (c) Close (d) Print
- v. \_\_\_\_\_ program is used to draw and colour pictures and shapes.  
(a) Paint (b) Calculator (c) Notepad (d) WordPad
- vi. \_\_\_\_\_ contains different groups.  
(a) Ribbon (b) Tab (c) Colors (d) Canvas

**Q2. State whether the following statements are 'True' or 'False':**

- i. The Fill with Color tool is used to fill colours in your drawing. \_\_\_\_\_
- ii. We can type text in Paint program. \_\_\_\_\_
- iii. We cannot change the size of the eraser. \_\_\_\_\_
- iv. Brushes tool is used just like a real paint brush. \_\_\_\_\_
- v. Oval tool is used to erase a drawing. \_\_\_\_\_
- vi. The Size button is used to change the color of your drawing \_\_\_\_\_

**Q3. Fill in the blanks with the words given in box:**









**Pencil, right, Shapes, Tabs, Polygon**

- i. \_\_\_\_\_ tool is like a real pencil which is used for making drawings.
- ii. \_\_\_\_\_ tool is used to make a shape with any number of sides.
- iii. Line tool is present in the \_\_\_\_\_ group.
- iv. Colors group is in the \_\_\_\_\_ side of the Ribbon.
- v. Home and View are two main \_\_\_\_\_, which contains different commands.








**Q4. Complete the given words.**

i. T ____ B ____	ii. H ____ M ____
iii. P A ____ N ____	iv. T O ____ L ____
v. V ____ W	vi. P ____ L Y ____ O N
vii. C ____ R V ____	viii. R ____ B B ____ N

**Q5. Match the following columns:**

Column 'A'	Ans	Column 'B'
i. Fill with Color tool	i. _____	(a) 
ii. Magnifier tool	ii. _____	(b) 
iii. Oval tool	iii. _____	(c) 
iv. Text tool	iv. _____	(d) 
v. Line tool	v. _____	(e) 
vi. Curve tool	vi. _____	(f) 
vii. Rectangle tool	vii. _____	(g) 
viii. Pencil tool	viii. _____	(h) 

**Q6. Identify the following pictures and circle the correct option:**

i.  <b>Text tool / Polygon tool</b>	ii.  <b>Foreground Color / Background Color</b>
iii.  <b>Colors group / Tools group</b>	iv.  <b>Image group / Shapes group</b>
v.  <b>Brushes tool / Pencil tool</b>	vi.  <b>Fill with Color tool / Background Color</b>
vii.  <b>Colors group / Tools group</b>	