

3 A Box of Crayons



Playing with Words

A. Put these things under the correct columns. Some things can be found in class and at home.

chalk
toothbrush

bed
pillow

blackboard
duster

blanket
chair

Things we find in class

chalk
blackboard
duster
chair

Things we find at home

bed
blanket
toothbrush
pillow

Learning the Language

Pronouns are words that are used in place of naming words (nouns).
Some pronouns are **I, he, she, it, we, they** and **you**.

B. Underline the pronouns.

1. I am running.
2. They are going to the park.
3. We love to make noise.
4. He was absent yesterday.
5. She is going to the market.

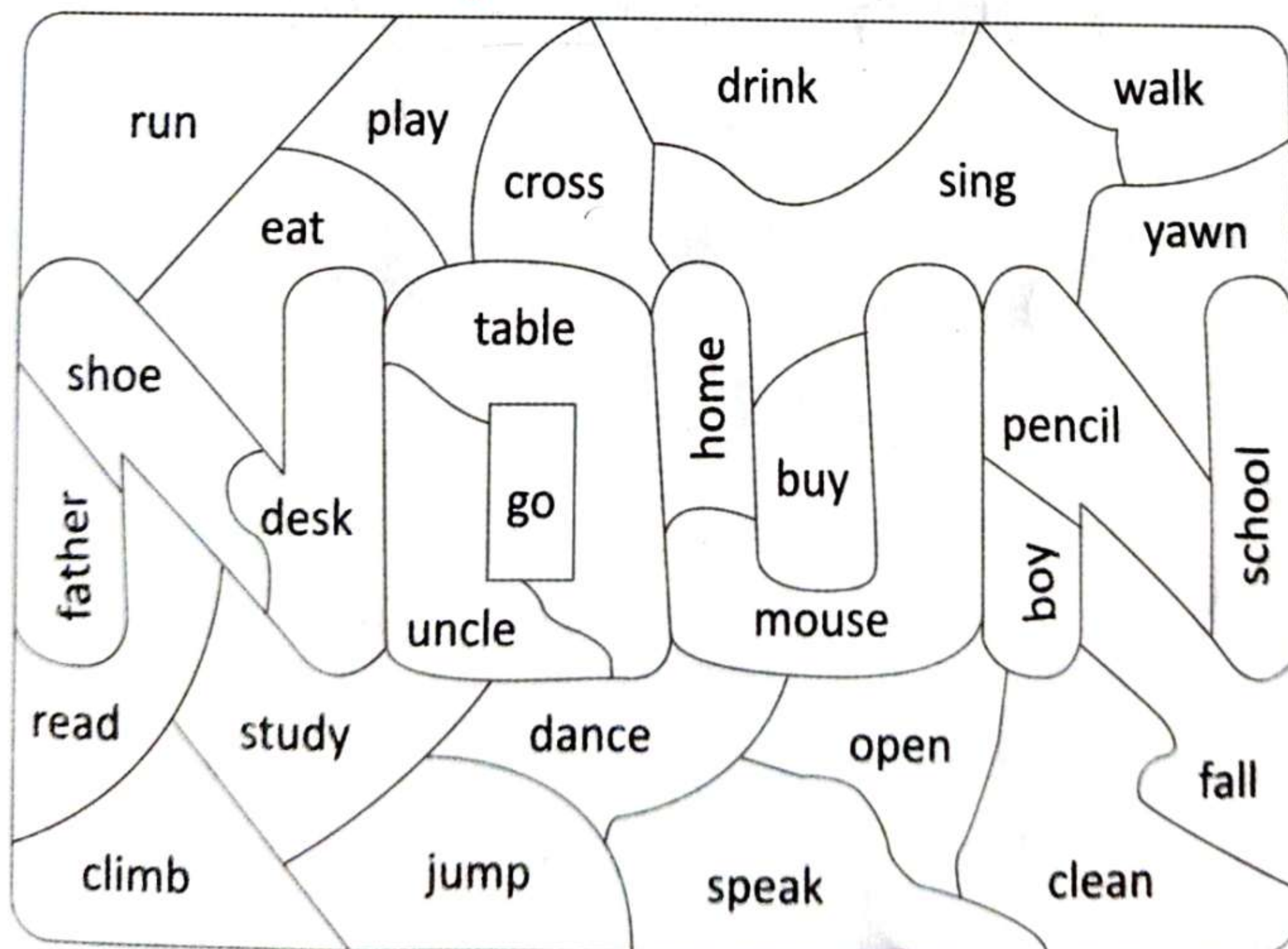


C. Circle the pronouns.

Tina	look	they	left	job
we	you	cake	play	it

Writing

D. Colour the shapes with nouns blue. Colour the other shapes green. What word do you see?



The word is NOUN.

4 Ali's Lost Cat



Playing with Words

A. Match these animals with their movements.

1 - c

2 - e

3 - a

4 - b

5 - d

Animal

1. rabbit

2. snake

3. horse

4. monkey

5. butterfly

Movement

a. gallop

b. swing

c. hop

d. flutter

e. slither

B. Circle the correct words.

1. **see** / **have** a dream

2. **take** / **make** a photo

3. **make** / **do** a mess

4. **get** / **do** ready

5. **say** / **make** a promise

6. **eat** / **have** lunch



Mastering the Skills

C. Add a letter before these words to make new words.

1. f + rock = frock
2. p + lace = place
3. c + raft = craft
4. b + read = bread
5. b + less = bless




Learning the Language

We use **an** before words starting with **vowel** sounds.

For example:



an alligator



an elephant



an inkpot



an umbrella

We use **a** before words starting with **consonant** sounds.

For example:



a bun



a car



a doll



a fish

D. Tick (✓) the correct answer.



1. an octopus
a octopus

☒
☐



2. an mango
2. a mango



3. a axe
an axe

☐
☒




4. an jug
a jug

E. Put a or an in each blank.



1. a n orange



2. a ... box



3. a ... bus



4. a ... shirt




5. a n insect



6. a n ... eye

Amina and Kartik need some help to sort out the objects.
 Amina must find all the objects that match with **a** to put in her basket. Kartik must find the objects that match with **an**. Draw lines to connect the correct object with the correct basket.




an aeroplane




a watch



an umbrella



a train



a bear



an onion



a jacket



a fan



a flower



an inkpot



G. Your aunt has sent you a jigsaw puzzle as a gift. Complete this thank-you note to her, using words from the box. Do not forget to mention your aunt's name!

visit

loving

liked

picture

gift

Dear Aunt Polly,

Thank you very much for the gift

I love it very much.

I will send you a picture when I finish

Please visit us soon!

Your nephew niece/nephew,

Akash.

5 Just the Right Size

Playing with Words

1. Unscramble these letters and write down the action words.

1. VIDRE

..... DRIVE

2. EWIRT

..... WRITE

3. KRIDN

..... DRINK

4. CKOO

..... COOK

5. HETAC

..... TEACH



2. Match the pictures with the correct sound words.



crash

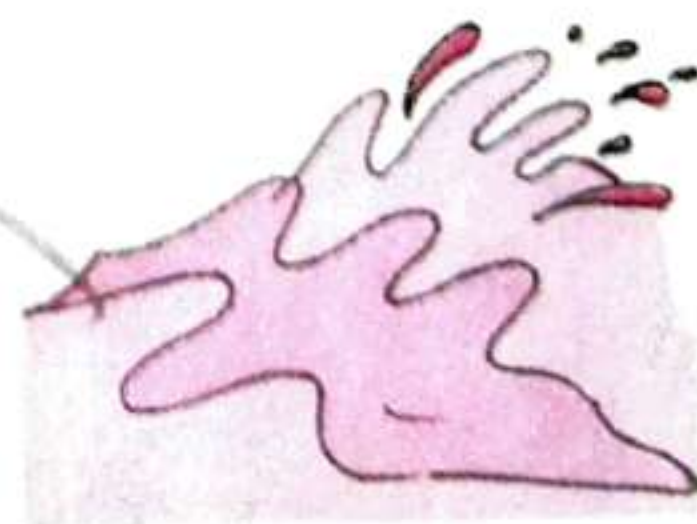
tring-tring

buzz

splash

tweet

ding-dong



C. Find these words in the word grid

1. big: the opposite of small
2. cot: a place where baby sleeps
3. stove: an open oven used to cook food
4. frock: a type of clothing
5. park: a place where we play

W	F	R	T	H	J	D	S	X
J	H	R	E	D	F	I	V	G
A	Q	B	I	G	O	O	L	T
L	W	O	U	A	G	F	I	J
E	S	T	O	V	E	K	T	O
B	G	V	J	S	H	R	S	P
I	C	O	T	A	U	E	F	L
F	R	O	C	K	V	H	J	X
L	Y	U	B	M	P	A	R	K

Mastering the Skills

D. Read these words aloud. Write them in the correct column

clay pain paint say pay way train rain

ai words

pain
paint
train
rain

ay words

clay
say
pay
way

Rearrange the words in the ABC order.

- | | | | |
|----------|---------|---------|---------|
| 1. park | ball | zoo | dosa |
| ball | dosa | park | zoo |
| 2. hug | stories | baby | grandma |
| baby | grandma | hug | stories |
| 3. home | school | giraffe | lion |
| giraffe | home | lion | school |
| 4. small | puzzle | walk | lift |
| lift | puzzle | small | walk |

Learning the Language

Rewrite these sentences using capital letters, full stops and exclamation marks.

- alvi collects stamps
Alvi collects stamps.
- bani is smiling
Bani is smiling.
- won we hurray
Hurray! We won.
- how beautiful the flower is
How beautiful the flower is!
- all the children are in class
All the children are in class.

Writing

G. Look at the picture on the next page. Fill in the blanks are or am.

1. I am Anita. That is my brother Vinay.
2. I am holding a balloon.
3. The dog is chasing the cat.
4. The flowers are red in colour.
5. Vinay is playing with a ball.
6. We are playing.

