

3 A Box of Crayons

Learning Outcomes: write on a familiar topic; age-appropriate vocabulary

Taking Flight

- Do you share your things with friends?
- What do you share?



Communication




Life Skills
and Values

I have a **box of crayons**,
All shiny, straight and new.
I **lend** a friend one crayon,
And oops, it breaks in two!


box of
crayons
lend



to give something
to someone for a
short time



My friend says, she is sorry,
But I say I don't care,
As now we both can colour
With one crayon, we can share!



Understanding the Text

A. Tick (✓) the correct answers.

1. The child has a box of

a. pencils

☐

b. crayons

2. The child gives one crayon to a

a. pet

☐

b. friend

B. Write T for true and F for false.

1. The crayons are old.

2. The friend breaks a crayon into two.

3. The child is angry.

C. Answer the following questions.

1. Describe the crayons in three words.

shiny
straight
new

2. What does the friend say to the child?

Sorry

3. Why does the child not care?

The child does not care because the child can now share



Playing with Words

D. Fill in the blanks with 'ai'.

1. sail

2. tail

3. snail

4. rail



E. Write **C** for things you see in classroom and **H** for things you see at home.



Learning the Language

F. Tick (✓) the correct word.



1. ✓ he/she



2. ✓ he/she



3. ✓ they/she



4. ✓ it/she



5. ✓ they/she



6. ✓ he/she

G. Fill in the blanks with I, we or you.



Writing

~~H.~~ Draw a person, place, animal and thing. Now, name them.

Flying Away



Experiential Learning



Art Integration

Have fun in class by writing the first letter of your name with crayons. Take help from the picture given below.



4 Ali's Lost Cat

Learning Outcomes: draw to clarify ideas; articles

Taking Flight



Creative Thinking



Collaboration



Communication

What animals can be kept as pets?

Can you think of an unusual animal that you would like to keep as a pet? Tell the class.

Now, fill in the blanks using the given picture clues.

1. I am a dog.



2. I can be your best friend.

3. I don't speak, I bark.



4. I can wag my tail.

5. I have sharp ears.



Ali's pet cat Sandy is lost.
He looks for Sandy everywhere.



Inside the cupboard...
He's not there.

Under the table...

He's not there.

'Oh dear! Where can
Sandy be?' says Ali.

Ali looks under the bed.



No, he's not hiding there.
Ali goes running to Grandpa.

Who helps you when you can't find something at home?

'Grandpa, Grandpa! Sandy is lost. I can't find him anywhere.'
Grandpa says, 'Did you look under the bed?'

'Yes, I did,' says Ali. 'He's not there.'

'Where could he have gone?' says Grandpa.

'Don't worry, we'll find him.'

Ali and Grandpa go out into the garden.

They see Sandy on the **branch** of a tree!

branch



ladder



Grandpa goes back home and brings a **ladder**.

Ali says to Sandy, 'Don't worry, Sandy. Grandpa will bring you down.'





Grandpa climbs up the tree with the help of the ladder. He brings Sandy down.

Grandpa says, 'Here's your naughty cat.'

Why does Grandpa call Sandy a naughty cat?

Ali says, 'Thank you, Grandpa. I love you.'

Grandpa says, 'You are welcome, Ali. Let's take Sandy inside.'

Sandy is happy to be with Ali again.

He says, 'Meeeeooooow!'



Understanding the Text

A. Name the following.

1. Ali's pet cat
2. We keep our clothes in it
3. We use it for climbing
4. The sound made by cats

Sandy
cupboard
ladder
meow

B. Match the questions with the answers.

1. Who is lost?
2. Who helps Ali?
3. Where do they go?
4. Where is Sandy?

- a. on a tree
- b. Ali's pet cat, Sandy
- c. his grandpa
- d. to the garden

1 b
2 c
3 d
4 a

C. Who said these words? Tick (✓) the correct answers.

1. 'Oh dear! Where can Sandy be?'

a. Ali



b. Grandpa



2. 'Did you look under the bed?'

a. Grandpa



b. Ali




3. 'Don't worry, we'll find him.'

a. Sandy



b. Grandpa




4. 'Let's take him inside.'

a. Ali



b. Grandpa



Playing with Words

D. Look at the pictures and circle the correct words.



1. under/on the table

2. on/under the mat

3. in/near the tub

E. Colour the animals. Match the animals with the words that describe how they move.



hop

gallop

swim

hop

crawl

fly

jump



jump



swim



fly



gallop



crawl

Mastering the Skills

F. Complete the names.



1. s h i p



2. p a r r o t



3. c y c | e



4. m o n k e y

Learning the Language

G. Read these words. Add **an** to the words that begin with **a, e, i, o** or **u**.
Add **a** to the other words.

1. an ant



2. a ball



3. a cat



4. an egg



5. a fan



6. an igloo



Listen to this conversation.



The word **the** is also an article. It is used to talk about a particular thing.

H. Complete the sentences with **a**, **an** or **the**.

1. I found a kitten near a swing.
2. The kitten was lost and hungry.
3. I brought it home. My mother gave it a bath.
4. My father gave it a bowl of milk to drink.
5. After drinking the bowl of milk, the kitten slept for a long time.

Listening

- I. Your teacher will ask you some questions. Listen carefully and answer them.

Speaking

J. Work in pairs. Take turns to role-play the given situations.

1. You break your friend's toy.
2. You forget to return your friend's book.

Remember to use the word **sorry**.

Writing

K. Complete the thank-you note Ali wants to write to his grandpa for helping him find Sandy.

Dear Grandpa
I want to thank you for helping me to
find Sandy.
Your grandson,
Ali



Flying Away



Communication



Art
Integration



Life Skills
and Values

Colour the dog and read to learn how we should treat our pets. Can you think of more ways? Discuss them with the class.



- Be kind to them.
- Feed them on time.
- Make sure they have plenty of water to drink.
- Play with them.
- Comfort them when they are scared.



5 Just the Right Size

Learning Outcomes: read with the help of pictures; punctuation marks

Taking Flight

Write the names of the things that are bigger and smaller than you in the given blank space.



Bigger than me

car

aeroplane

house

aeroplane

books

car

pencil

house


crayons

Smaller than me


pencil

crayons

books



I can't lift you up Shanu.
You are too big!
says Ammi.



'You can't walk to school **alone**,
Shanu!' says Abbu.

'You are too small!'

alone without
other people

'You can't sleep in the baby's cot,
Shanu. You are too big!'
says Dadu.



'You can't carry the baby to
the **park**, Shanu!' says Dadi.
'You are too small!'

park





Shanu is puzzled.

Too **big**! Too small!

How can she be too big
and too small all at once?

Too **big** to wear her old pink **frock**. Too small to make **dosas** at
the **stove**.

‘What am I the right size for?’

Shanu **wonders**.

Ammi smiles and says, ‘Why, you are just
big enough to go to big school.’

‘And you are just small enough for me to
carry you on my shoulders,’ says Abbu.

frock



dosas



stove

a cooking
oven with lit
fire

wonders thinks

'You are big enough to take me to my morning walk,' says Dadu.
'And you are just small enough for me to tell stories to,'
says Dadi.

'And you will always, always be the **perfect**
size... for this!' all say, and give her a warm,
wonderful hug.

perfect someone who
has no defects

—Lavanya Kart



Understanding the Text

A. Match the following.

1. Shanu cannot walk alone to
2. Shanu is too big to wear her
3. Shanu is small enough for Dadi to tell
4. Shanu wonders what is her right

- a. stories
- b. school
- c. size
- d. frock

1-b
2-d
3-a
4-c

B. Fill in the blanks.

1. Ammi cannot lift up Shanu.
2. Shanu cannot be big and small, all at once.
3. The family gives Shanu a warm hug.

C. Answer the following questions.

1. What does Abbu tell Shanu?
2. Whom can Shanu not carry to the park?
3. Who will carry Shanu on his shoulders?
4. What does Dadi tell Shanu?
5. What is Shanu the right size for?



Playing with Words

D. Rearrange the letters to spell the action words.



1. MPUJ

Jump



2. KALW

Walk



3. RCYAR

Carry



4. ESLIM

Smile



5. EDAR

read

E. Match the things with the sounds they make.

1. horn

1 - c

2. telephone

2 - a

3. clock

3 - d

4. rain

4 - b

a. tring

b. pitter patter

c. honk

d. tick-tock



F. Find and write words from the story.

1. a girl's dress

F R O C K

2. a south Indian dish

D O S A

3. children go here to study

S C H O O L

4. the size of a mouse

S M A L L

Mastering the Skills

G. Fill in the blanks with ai.

1. s a i l

3. sn a i l

2. t a i l

4. p a i nt

H. Fill in the blanks with ay.

1. d a y

3. cl a y

2. r a y

4. pl a y



Rewrite the given words in the ABC order.

- | | | | |
|---------------------|------------------|-------------------|---------------------|
| 1. school baby park | _____ baby _____ | _____ park _____ | _____ school _____ |
| 2. frock dosa hug | _____ dosa _____ | _____ frock _____ | _____ hug _____ |
| 3. stories big park | _____ big _____ | _____ park _____ | _____ stories _____ |

Learning the Language

We use a full stop (.) at the end of a sentence.

Sentences and special naming words begin with a capital letter. The capital letter I is used to write about oneself.

For example: Jyoti has a new pencil. I have an eraser.

Exclamation mark (!) is used to show a strong feeling.

Rewrite these sentences with capital letters.

- | | |
|--|--------------------------------------|
| 1. shanu is my sister | Shanu is my sister. |
| 2. ammi cannot lift shanu | Ammi cannot lift Shanu. |
| 3. abbu will take shanu to school | Abbu will take Shanu to school. |
| 4. dadi will go with shanu to the park | Dadi will go with Shanu to the park. |

Put a full stop or an exclamation mark.

- | | |
|--------------------------------|----------------------|
| 1. I am a tall boy . | <input type="text"/> |
| 2. Let us go to the India Gate | <input type="text"/> |
| 3. This cake is so tasty | <input type="text"/> |
| 4. The bicycle is blue | <input type="text"/> |
| 5. I like to go the mall | <input type="text"/> |
| 6. I won the prize | <input type="text"/> |



Listening

L. Your teacher will read some riddles. Listen to them carefully. Write number of the correct answer in the box.



4



2



3



5

Speaking

M. Work in pairs. Discuss how you celebrate festivals, with your partner. You can talk about clothes, food, decoration and festival related activities.

You: I love festivals. Diwali is my favourite festival. I wear new clothes on that day.

Friend: I like Christmas. I decorate the Christmas tree. I love to open my presents.

Writing

N. Complete the sentences to describe a scene.

stove	bowls	cloth	cutting
pouring	cleaning	making	knife

1. Ammi is making dosa on the stove.
2. Dadi is pouring chutney into the bowls.
3. Abbu is cutting an onion with a knife.
4. Dada is cleaning plates with a cloth.

Flying Away



Life Skills
and Values

Use words from the box to fill in the blanks. What do you like the most about yourself? Tell your class about it.

kind	truth	love	help	care
------	-------	------	------	------

I may be short or tall or fat or thin. I may or may not wear spectacles.
But I am good because

I am

I others.

I my family.

I take of animals.

I speak the

