

VASISHTHA GENESIS SCHOOL, BARDOLI

(Academic Session: 2025-26)

Date: \_\_\_\_\_

Class: 3

Div: A/B/C

Roll No: \_\_\_\_\_ Sub: Maths

Name: \_\_\_\_\_

Worksheet: Ch-11 Pattern (PT-2)

Q1. Complete the following pattern.



**Q 2. Complete the following number pattern and also write the rule followed by the patterns.**

i) 2 , 4 , 6 , 8 , \_\_\_\_\_ , \_\_\_\_\_ Rule: \_\_\_\_\_

ii) 3 , 6 , 9 , 12 , \_\_\_\_\_ , \_\_\_\_\_ Rule : \_\_\_\_\_

iii) 4 , 14 , 24 , 34 , \_\_\_\_\_ , \_\_\_\_\_ Rule : \_\_\_\_\_


iv) 10 , 20 , 30 , 40 , \_\_\_\_\_ , \_\_\_\_\_ Rule : \_\_\_\_\_

v) 30 , 25 , 20 , 15 , \_\_\_\_\_ , \_\_\_\_\_ Rule : \_\_\_\_\_

vi) 100 , 90 , 80 , 70 , \_\_\_\_\_ , \_\_\_\_\_ Rule : \_\_\_\_\_

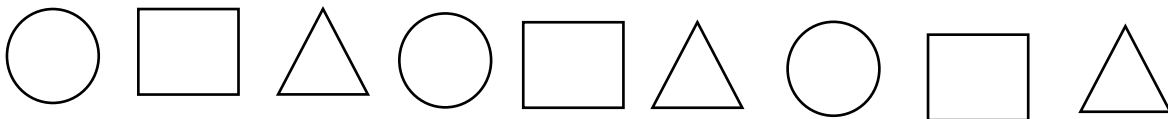
viii) 36 , 32 , 28 , 24 , \_\_\_\_\_ , \_\_\_\_\_ Rule : \_\_\_\_\_

viii) 44 , 42 , 40 , 38 , \_\_\_\_\_ , \_\_\_\_\_ Rule : \_\_\_\_\_

**Q 3. Draw the AAB pattern using A=  B = **

--	--	--	--	--	--	--	--	--




**Q 4. Look at the pattern below and answer the following:**



i) Describe the pattern using the names of the shapes.

\_\_\_\_\_

ii) Is it repeating pattern ? \_\_\_\_\_

iii) Label the shapes as  = A  = B  = C and name the pattern.

\_\_\_\_\_