










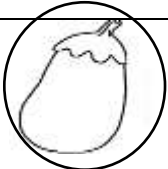


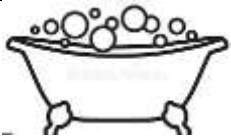



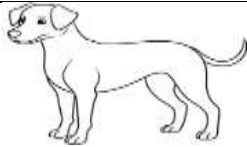











Date: \_\_\_\_\_ Class: I Div: A / B / C Roll No: \_\_\_\_\_ Sub: Computer  
Name: \_\_\_\_\_ Worksheet: PT 2 – 06

## Ch – 6 – Patterns and Puzzles (Answer Key)














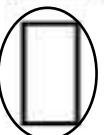

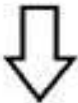

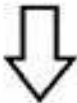








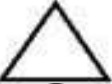




























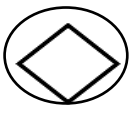
**Q1. Choose the correct option and answer the following questions:**

- i. Placing a group of things in a proper place is called \_\_\_\_\_.  
(a) **arranging** (b) singing (c) drawing (d) drinking
- ii. \_\_\_\_\_ is the repetition of patterns of colours, shapes and lines.  
(a) Puzzles (b) **Design** (c) Strips (d) Wheels
- iii. \_\_\_\_\_ means breaking up a problem into smaller parts.  
(a) Patterns (b) Moving (c) Jumping (d) **Decomposition**
- iv. Arranging things make them look \_\_\_\_\_.  
(a) untidy (b) heavy (c) jumbled (d) **tidy**

**Q2. Circle the odd one out from each group of pictures given below and colour it:**

|      |   |   |  |   |
|------|---|---|--|---|
| i.   |   |   |   |   |
| ii.  |  |  |  |  |
| iii. |  |  |  |  |
| iv.  |  |  |  |  |
| v.   |  |  |  |  |
| vi.  |  |  |  |  |
| vii. |  |  |  |  |

**Q3. Look at the patterns. Circle and colour the picture that continues the patterns:**

|       |   |   |   |  |   |  |
|-------|---|---|---|--|---|--|
| i.    |    |    |    |     |    | <br>     |
| ii.   |    |    |    |     |     | <br>     |
| iii.  |    |    |    |     |     | <br>     |
| iv.   |   |   |   |    |    | <br>    |
| v.    |  |  |  |   |   | <br> |
| vi.   |  |  |  |   |    | <br> |
| vii.  |  |  |  |   |   | <br> |
| viii. |  |  |  |  |  | <br> |