


Understanding the Text

A. Tick (✓) the correct answers.

1. Going up on a swing is the thing for a child.

a. most pleasant




b. best



2. Up on the swing, the child looks down and sees

a. yellow flowers



b. a green garden



B. Write **T** for true and **F** for false.

1. The child can see mountains. **F**

2. The child does not like to be on the swing. **F**

3. The child can see busy streets. **F**

C. Answer the following questions.

1. What is the pleasantest thing that a child can do?

2. Where does the swing take the child?

3. Name three things that the child can see.

4. How does the roof and the garden appear to the child?

5. Where do you think the child is swinging?



Playing with Words

D. Use the given clues and find the correct words in the word grid.

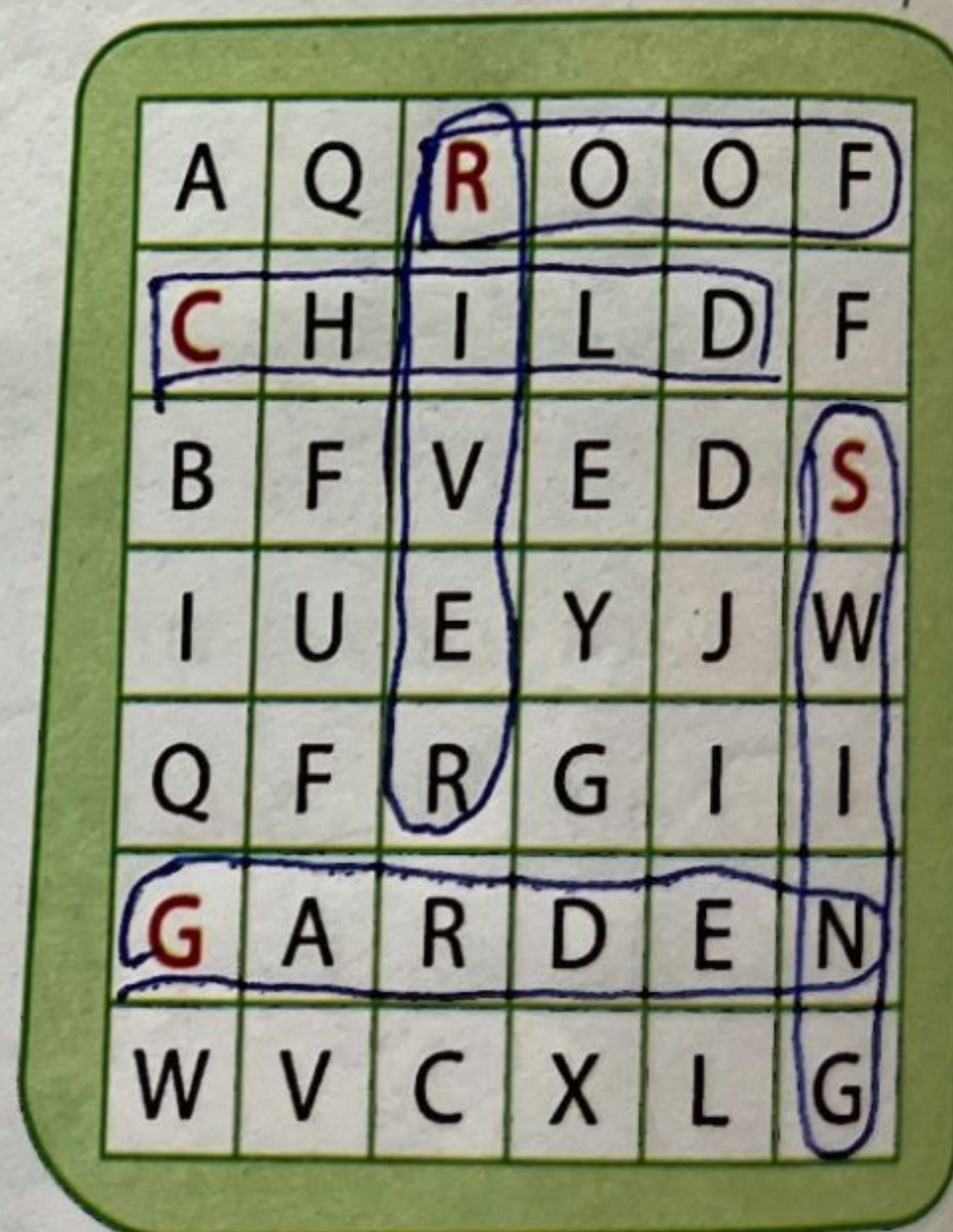
1. to move back and forth

2. a young boy or girl

3. the top of a building

4. a flowing body of water

5. a place where flowers grow



E. Rewrite these sentences. Use capital letters for the special names and the first word of each sentence. (In NB)

1. uncle shyam is watering the plants.
2. he is playing with a ball.
3. they are going to zoyo mall.
4. aditi studies in francis public school.



Learning the Language

Read the sentences.

I ate an **apple**.

The **flowers** are beautiful.

The **boy** is laughing.

Put some **sugar** in milk.

Father is busy with **work**.

Please throw the **garbage** in the dust bin.

The words in **red** are the names of things that can be counted. These are called **countable nouns**.

The words in **blue** are the names of things that cannot be counted. These are called **uncountable nouns**.

F. Read the given words. Write **UC** for uncountable nouns and **C** for countable nouns.

1. butterfly

C

2. rice

UC

3. cheese

UC

4. photograph

C

5. table

C

6. candles

C

When we talk about more than one person or thing, we add **s** to the noun.

For example: chair—chair**s**

G. Look at the pictures and write the names of the things.



1. books



2. bag



3. dolls



4. pencils



5. trees



6. car

When nouns end in -s, -ch, -sh or -x we add **es** to show more than one.

For example: class—classes; batch—batches; bush—bushes; ox—oxen

H. Fill in the blanks with the correct word.

1. one box, many

boxes

2. one bench, many

benches

3. one glass, many

glasses

4. one brush, many

brushes

Writing

I. Look at the picture and fill in the blanks.

1. My brother, sister and I love rainy days.
2. We enjoy playing in the rain very much.
3. We sail our boats in the stream near our house.
4. We like to watch the puddles of water in our garden.
5. A frog splashes in the pools of water and croaks noisily.



Flying Away



Experiential
Learning



Environmental
Literacy

Go to a park near your house or in your school. Can you find all these things in the park? Tick (✓) Yes or No.

birds

✓ Yes/No

horses

Yes/No X

butterflies

✓ Yes/No

chocolate trees

Yes/No X

something to climb

✓ Yes/No

What else did you find in the park? Was the park clean? Write three lines about your experience.