

# 2. The New Shawl

## Taking Flight

Environmental Literacy; Art Integration; Democratic Spirit


Do you know why Earth Day is celebrated? Talk about it with your class. Then, colour the picture with your friend.

# EVERYDAY IS EARTH DAY




Earth Day is celebrated on .....

One day, the great Buddha went for a walk. A monk came to him and said, 'I need a shawl. I need it for the winter.'



'Where is your old shawl?' the Buddha asked.

'It is old and worn out. I use it as a bed sheet,' the monk said.



What would you have done with the old shawl?

'But where is your bed sheet?' asked the Buddha. 'Master, the bed sheet was torn. I cut it. Now I use it as a pillow cover,' said the monk.



worn out could not be used

# Understanding the Text

A. Tick (✓) the correct answers.

1. The monk needed a shawl for the ..... season.

a. rainy

b. winter

2. The monk used his bed sheet as a .....

a. pillowcase

b. floor mat

3. The monk ..... his old shawl.

a. reused

b. tore apart

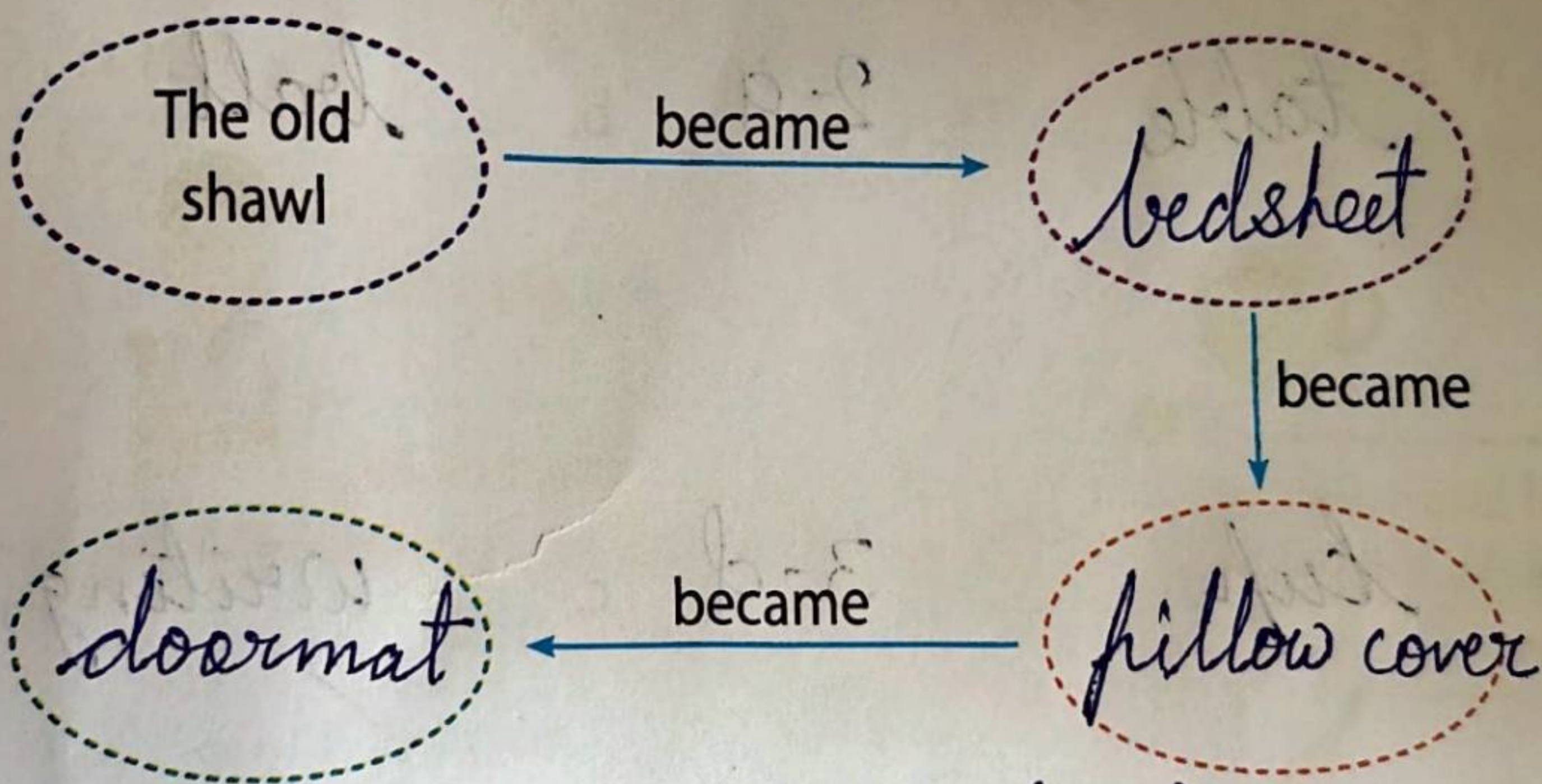
4. The Buddha smiled at the monk because he was .....

a. happy

b. surprised

HOTS

B. The monk used his belongings in different ways. Fill in the blanks based on the story.



C. Make sentences with the following words. (N.B)

1. great

2. worn out

3. smiled

4. plenty

5. respect

D. Answer the following questions.

1. When did the monk meet the great Buddha? *when he*

2. Why did the monk use his pillow cover as a doormat?

3. What are two other ways in which an old shawl can be used?

HOTS

4. What can we learn from our grandparents?  
 5. Why did the Buddha ask the monk so many questions?

## Playing with Words

E. Match the pictures that form a pair. Then, write their names.



1. reading 1-C

a. chair



2. table 2-a

b. ball



3. cup 3-d

c. writing



4. bat 4-b

d. saucer

F. Rearrange the words to form sentences. (N.B.)

1. got shawl The a monk new.      2. happy The was catcher bird.  
 3. help us mouse The will.      4. grass deer The is eating.  
 5. green is wearing a Mother dress.

# Mastering the Skills

G. Write -ea- or -ai- to complete the words.

Phonics



1. m a i l



2. c h a i n



3. l e a f



3. t a i l



6. t e a



7. b e a n

## Learning the Language

Names of **people**, **places**, **animals** or **things** are called **naming words**. Naming words are also called **nouns**.

The general names of persons, places, animals and things are called **common nouns**.

The words **dress** and **pillow** are common nouns.

The special names of persons, places, animals and things are called **proper nouns**.

The words **Farida** and **Sam** are proper nouns.

Proper nouns always start with a capital letter.

Hi, **Farida**! What did you do with your old **dress**?

Hi, **Sam**! I made my old dress into a cover for my **pillow**.



H. Circle the common nouns in these sentences.

1. Father is driving his car.
2. This biscuit is not tasty.
3. The cat is sleeping.
4. That building is tall.
5. I love to sit under the green tree.

I. Underline the proper nouns in the given sentences.

1. My dog's name is Fluffy.
2. July is a wet month.
3. Simon is my friend.
4. Justin is a good writer.
5. We will go to Amritsar soon.

## Listening

J. Your teacher will say some words. Listen to them carefully. Then, write them in your notebooks.

## Speaking

K. Form groups. Each group will complete the sentences differently. You may take the help of these words.

buy fruits	get some sweets	some coins	a bag of sweets
buy a new dress	a funny story	to eat well	not to be late
English	her doll	the cat	my toys
	my best friend	tomorrow's class	

1. We went to the market to buy fruits.
2. Mother and I opened the bag and found some coins.
3. Grandmother told me a funny story.
4. I wrote the homework for my best friend.
5. My little sister played with my toys.