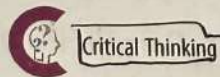


3 Nouns

22/04/26



THINK



Problem Solving and Decision Making

Read the paragraph given below. Underline the special names in red. Underline the general names of people, places, animals and things in green. Underline the names of feelings and emotions in blue.

Tara and Abhijeet were hungry. They went to the kitchen. Abhijeet gave a banana to Tara and took an apple for himself. They munched on the fruits while watching their favourite television show. After an hour, their mother came back from the market. She had bought fresh cookies from the nearby bakery. The sweet smell of the cookies filled the room. Abhijeet and Tara unpacked the box carefully. They beamed with joy and happiness. They ate the cookies with a cup of milk.

LEARN

Kinds of Nouns

Let us learn about the various kinds of nouns.

common nouns

- names of **classes** of people, places, animals, things, etc.
- **students, city, lion, table**

proper nouns

- names of **specific** people, places, animals, things, etc.
- **Ruskin Bond, Mussoorie, Mars, July**

concrete nouns

- nouns that can be experienced by **sight** or **touch**
- **tree, wall, chair, ball**

abstract nouns

- nouns that refer to **emotions, ideas, qualities**, etc.
- **love, wealth, glory, courage**


collective nouns

- names for **groups** of nouns of the same kind
- **troupe of actors, school of fish, clutch of eggs, fleet of ships**

PRACTISE

A. Write one common noun for each group of proper nouns.

1. Cuttack, Karachi, London, Venice
2. Brazil, Egypt, Bangladesh, Japan
3. Dickens, Bond, Carroll, Rowling
4. Rajdhani, Shatabdi, Duronto, Tejas
5. Ganguly, Dravid, Dhoni, Kohli
6. Yamuna, Ganga, Nile, Thames
7. Venus, Mars, Earth, Saturn

Cities 

Countries


Authors

Trains

Cricketers

Rivers

Planets

B. Rewrite these sentences by replacing the common nouns with proper nouns. Make other changes, as required. 

1. Rajan lived in a city.

Rajan lived in Surat.

2. Nita is travelling to a city by Duronto Express.

Nita is travelling to Delhi by Duronto Express.

3. Delhi is located beside a river.

This city is located beside the Yamuna.

4. Sujata is reading a book.

Sujata is reading 'Harry Potter'.

5. Ruchi is going to watch a film in a theatre.

Ruchi is going to watch 'Toy Story' in PVR Cinema.

6. A cricketer owns the academy.

M.S. Dhoni owns the C.B. Patel Cricket Academy.

7. A teacher entered a school in the morning.

Ms. Sharma entered SVV in the morning.

C. Read this paragraph. Circle the concrete nouns and underline the abstract nouns.



Full of contentment after having lunch, a tiger snored in his cave. His hunger had been driven away earlier in the day. He took great pride in his strength and power but he had been in great despair all morning. All deer walked about in fear of him. The monkeys up in the trees would warn the deer about the tiger. This morning the monkeys slept in the guava tree. The tiger had an idea. He slowly crept to the herd of deer and caught one.

D. Match the common nouns with their corresponding collective nouns.



- | | |
|----------------------|------------|
| 1. deer <i>f</i> | a. flight |
| 2. people <i>i</i> | b. class |
| 3. cards <i>g</i> | c. library |
| 4. flowers <i>h</i> | d. gang |
| 5. ships <i>j</i> | e. troupe |
| 6. students <i>b</i> | f. herd |
| 7. dancers <i>e</i> | g. deck |
| 8. robbers <i>d</i> | h. bouquet |
| 9. stairs <i>a</i> | i. crowd |
| 10. books <i>c</i> | j. fleet |



E. Ravi and his class went on a class trip. They saw many birds and animals there. Use the words from the box to complete the phrases below.



flock	swarm	pack	colony
pride	herd	gaggle	troop

- | | |
|------------------------------|-------------------------------|
| 1. a <u>pride</u> of lions | 2. a <u>gaggle</u> of geese |
| 3. a <u>flock</u> of birds | 4. a <u>pack</u> of wild dogs |
| 5. a <u>colony</u> of ants | 6. a <u>swarm</u> of bees |
| 7. a <u>troop</u> of monkeys | 8. a <u>herd</u> of zebras |

Read the sentences below.

- Nita's house is on this street.
- Garima took Mitali's sister to the library.

The nouns in colour are called **possessive nouns**. They show ownership or possession and relationships. We use an **apostrophe (')** at the end of a noun to make possessive nouns.

- Salima's bag is kept on the shelf. (singular noun)
- The men's bathroom is that way. (plural noun)

We use only an apostrophe (') and not ('s) after plural nouns that end with an 's'

For example: boys' trousers, birds' nests

F. Rewrite the given words using apostrophes (').

1. the tail of a monkey
→ a monkey's tail.
2. the books of the students
→ the students' book
3. the computers of the teachers
→ the teachers' computers
4. the gifts for children
→ children's gifts
5. the hands of Sanya
→ Sanya's hands
6. the dens of lions
→ lions' dens
7. the horns of a cow
→ cow's horns
8. the diaries of students
→ students' diaries

LEARN

Countable and Uncountable Nouns

Nouns can also be **countable** or **uncountable**.

countable

- nouns that can be counted and have plurals
- lemons, bottles, books, pages, chairs, suitcases, plates

uncountable

- nouns that cannot be counted and do not have plural form
- lemonade, water, sand, rice, flour, stationery, furniture, luggage, crockery

PRACTISE

G. Underline the countable nouns and circle the uncountable nouns.

1. I ate some rice for lunch.

2. Rakhi saw a tiger at the national park.
3. Do not waste paper.
4. Ravi drank some water after lunch.
5. He has a large number of games at home.
6. The teacher had a few papers left to correct.
7. Are there any grapes left in the bunch?
8. The boy needed some sand to build the castle.



LEARN

Abstract Nouns

Abstract nouns can be formed from different parts of speech by removing letters, adding suffixes and changing forms. Look at the changes in these examples.

adjectives	abstract nouns	adjectives	abstract nouns	adjectives	abstract nouns
happy	happiness	strong	strength	dark	darkness
joyful	joy	brave	bravery	wise	wisdom
angry	anger	honest	honesty	beautiful	beauty
verbs	abstract nouns	common nouns	abstract nouns	verbs	abstract nouns
act	action	brother	brotherhood	obey	obedience
die	death	friend	friendship	grow	growth
govern	government	child	childhood	please	pleasure

PRACTISE

H. Use abstract nouns to express the traits of these people.

1. a lazy man laziness
3. a brave lady bravery
5. a kind man kindness

2. an innocent baby innocence
4. a responsible king responsibility
6. a strong athlete strength



I. Form abstract nouns for each of the words. Write 'I' if the new noun is an idea, 'F' if it is a feeling and 'Q' if it is a quality.



- 1. sad sadness - F
- 2. lucky luck - I
- 3. proud pride - Q
- 4. responsible responsibility - Q
- 5. behave behaviour - I
- 6. know knowledge - I
- 7. lose lose - F
- 8. courageous courage - Q
- 9. leader leadership - Q
- 10. treat treatment - I

J. Complete the sentences with abstract nouns formed from the words in the brackets.



- 1. The soldier was awarded a medal for her bravery (brave). Her strength (strong), intelligence (intelligent) and honesty (honest) made her a role model.
- 2. The dancers continued their graceful movement (move). The leader's beauty (beautiful) and grace (graceful) filled everyone's hearts with happiness (happy). His joy (joyful) when he danced and the warmth (warm) of his smile brought us pleasure (please).



PLAY



Critical Thinking



Collaboration



Problem Solving and Decision Making

I. Create a Noun Board. Get into groups of seven. Each of you will choose any one kind of noun and then try to come up with one noun each for any two letters of the alphabet.



common	proper	concrete	abstract	collective	countable	uncountable
apple	America	arm	anger	army of ants	axe	air
Banana	Brazil	Bottle	Bravery	Bunch	Ball	Bubbles
hen	Haryana	hat	honesty	herd	horse	hair

Once done, the groups may share their boards with each other.