



SHREE VASISHTHA VIDHYALAYA

SCIENCE WORKSHEET 2026-27

Name: _____

Std. II - _____

Roll No. _____

Worksheet No: - PA1-01

Date: - _____

L-1 Plants Around us,

L-2 Food from plants

Conceptual Understanding

Q-1 Choose the correct answer.

- 1) The hard and thick stem of trees is called _____.
a) trunk b) bark c) branch d) stick
- 2) Branches of _____ grow close to the ground.
a) trees b) shrubs c) herbs d) climbers
- 3) Plants such as _____ grow in deserts.
a) rose b) pea c) cactus d) fir
- 4) _____ trees have long, thin leaves that look like needles.
a) pine b) orange c) mango d) neem
- 5) _____ has broad leaves that can float on water.
a) Pumpkin b) hibiscus c) grapevine d) lotus

Q-2 Fill in the blanks from the options given.

- 1) _____ have hard and thin stems [**herbs, shrubs**]
- 2) The stem of a _____ plant is thin and weak. [**money, cotton**]
- 3) _____ is a herb which has soft green stem. [**coriander, hibiscus**]
- 4) _____ trees grow well near the sea and on the sea coast. [**Ashoka, coconut**]
- 5) The thick and fleshy stem of cactus stores _____ in it. [**water, salt**]

Q-3 Write True or False.

- 1) Roots grow below the soil. _____
- 2) Flowers make food for the plant. _____
- 3) Seeds grow into new plants. _____
- 4) Carrot, beetroot and turnip are called underground stems. _____
- 5) Plant store food in their seeds for baby plants. _____

Q-4 Here is a list of plant names. Segregate them into Herb, Shrubs, Trees.

[rose, hibiscus , coconut , mango , cotton , coriander , mint]

Herbs	Shrubs	Trees

Q-5 Circle the odd one out.

1) Ashoka,	coconut,	rose,	neem
2) hibiscus,	cotton,	jasmine,	lotus
3) banana,	mango,	orange,	pumpkin
4) wheat,	maize,	onion,	rice
5) cabbage,	spinach,	coriander,	carrot

Scientific Skills

Q-1 Identify the missing letters and fill the blanks by looking at the pictures.



R _ _ O _ _ S




L _ _ A _ _ E _ _



F _ _ O _ _ E _ _ S




S _ _ _ _ D _ _ _



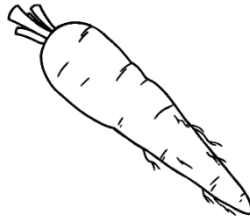
S _ _ _ E _ _ _

Q-2 Colour the underground stem.

1)



2)



3)



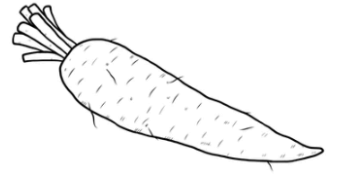
4)



5)



6)

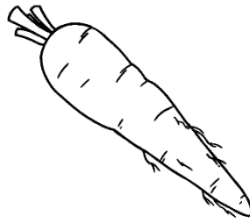


Q-2 Colour the underground stem.

1)



2)



3)



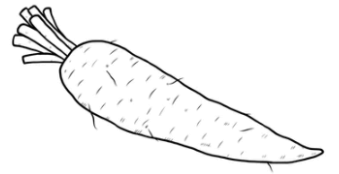
4)



5)



6)

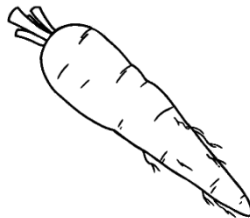


Q-2 Colour the underground stem.

1)



2)



3)



4)



5)



6)

