



SHREE VASISHTHA VIDHYALAYA

Science Worksheet 2026-27

Name: Answer key

Std. II - _____

Roll No. _____

Worksheet No: - PA1-01

Date: - _____

L-1 Plants Around us,

L-2 Food from plants

Conceptual Understanding

Q-1 Choose the correct answer.

Do not fill in blanks

1) The hard and thick stem of trees is called trunk.

- a) trunk b) bark c) branch d) stick

2) Branches of _____ grow close to the ground.

- a) trees b) shrubs c) herbs d) climbers

3) Plants such as _____ grow in deserts.

- a) rose b) pea c) cactus d) fir

4) _____ trees have long, thin leaves that look like needles.

- a) pine b) orange c) mango d) neem

5) _____ has broad leaves that can float on water.

- a) Pumpkin b) hibiscus c) grapevine d) lotus

Q-2 Fill in the blanks from the options given.

1) Shrubs have hard and thin stems [herbs, shrubs]

2) The stem of a money plant is thin and weak. [money, cotton]

3) Coriander is a herb which has soft green stem. [coriander, hibiscus]

4) Coconut trees grow well near the sea and on the sea coast. [Ashoka, coconut]

5) The thick and fleshy stem of cactus stores water in it. [water, salt]

Q-3 Write True or False.

1) Roots grow below the soil.

True

2) Flowers make food for the plant.

False

3) Seeds grow into new plants.

True

4) Carrot, beetroot and turnip are called underground stems.

False

5) Plant store food in their seeds for baby plants.

True

Q-4 Here is a list of plant names. Segregate them into Herb, Shrubs, Trees.

[rose, hibiscus , coconut , mango , cotton , coriander , mint]

Herbs	Shrubs	Trees
Coriander	rose	mango
mint	hibiscus	coconut
	cotton	

Q-5 Circle the odd one out.

1) Ashoka,	coconut,	rose,	neem
2) hibiscus,	cotton,	jasmine,	lotus
3) banana,	mango,	orange,	pumpkin
4) wheat,	maize,	onion,	rice
5) cabbage,	spinach,	coriander,	carrot

Scientific Skills

Q-1 Identify the missing letters and fill the blanks by looking at the pictures.

1)



R O T S

2)




L E A V E S

3)



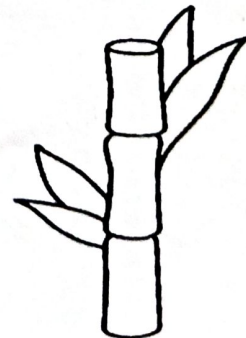
F L O W E R S

4)



S E E D S

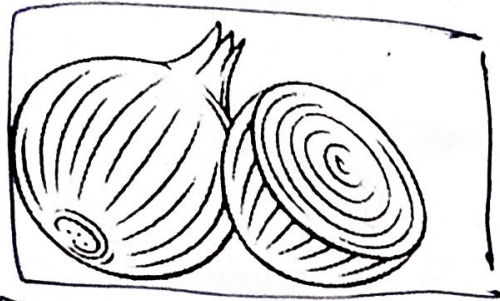
5)



S T E M

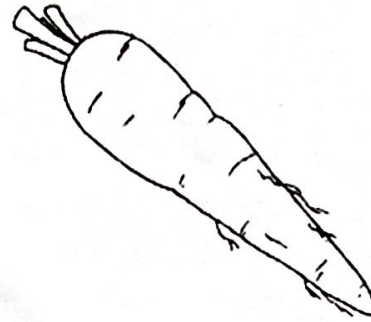
Q-2 Colour the underground stem.

1)

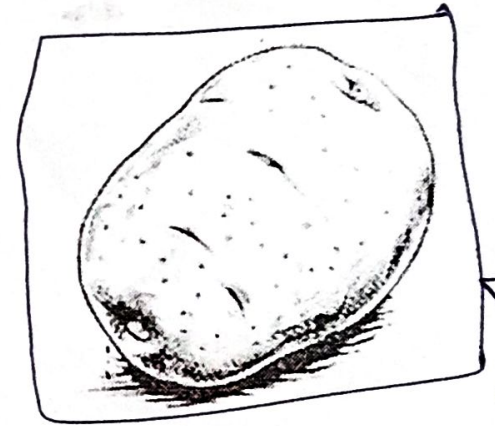


colour it →

2)



3)

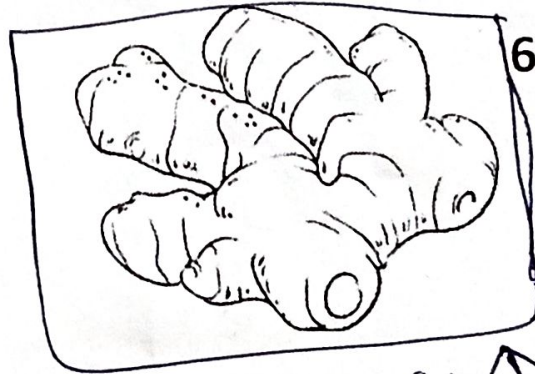


← colour it

4)



5)



Colour it ↑

6)

